

IFS Cloud for Construction & Engineering – Solution Overview



IFS Cloud

SOLUTION - ENGINEERING & CONSTRUCTION

BUSINESS PROCESS

- BID TO CONTRACT
- PLANNING AND PRE-CONSTRUCTION
- PROCUREMENT AND MATERIAL SUPPLY
- CONSTRUCTION AND EXECUTION
- COMMERCIAL

SUPPORTING PROCESSES

- QUALITY
- RENTAL MANAGEMENT
- FINANCIALS

PROJECT PORTFOLIO MANAGEMENT

PROJECTS OVERVIEW

Projects	49
Sub Projects	627
Milestones	167
Activities	6429
Tasks	998

PROJECT CONNECTIONS

Project Forecasts	69
Contract Change Orders	79
Risk Analysis	5
Project Demands	309
Document Deliverables	0

PROJECT EXCEPTIONS

Late Milestones	115
Late Purchase Orders	9
Late Rental to Return	9
Late Sub Contract	
Late Work Orders	

LINKS

- Project Portfolio Management
- Financial Control
- Operational Control

STATUS

Initiated	
Approved	
Started	
Completed	

BUDGET

3.65 %

MARGIN

FORECAST

3.35 %

MARGIN

FORECAST ACTIONS

Unconnected Contract Change Orders	20
Unspread Forecast Lines	0
Exception Forecast Lines	0
Under Review Forecast Lines	50

LINKS

- Financial Control
- Project Budgeting and Forecasting Management
- Project Portfolio Management

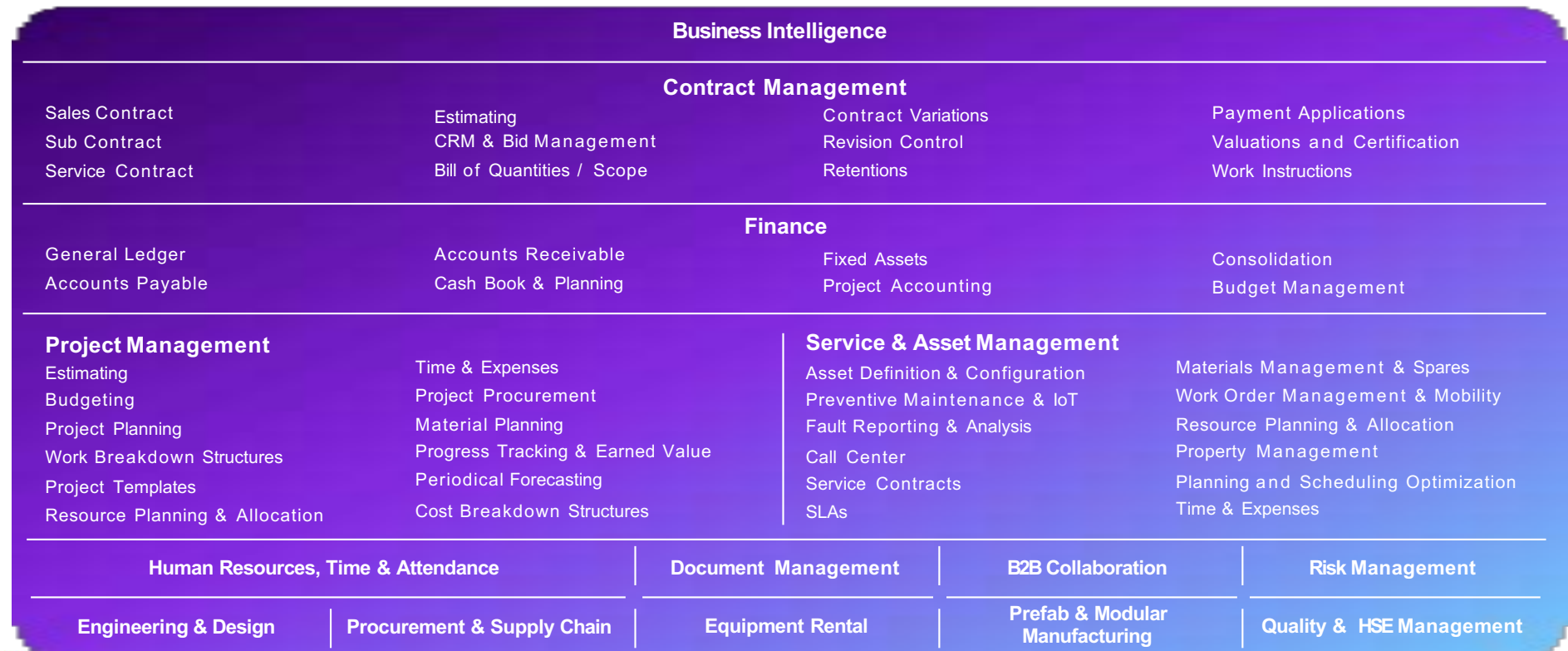
IFS Cloud for Construction and Engineering

IFS Solution for Construction & Engineering

Business Processes




Solution Capabilities



IFS Open Architecture Digital Backbone



Construction & Engineering Industry Sector Focus




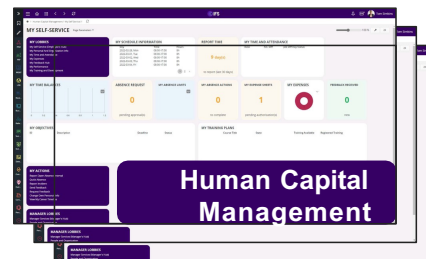
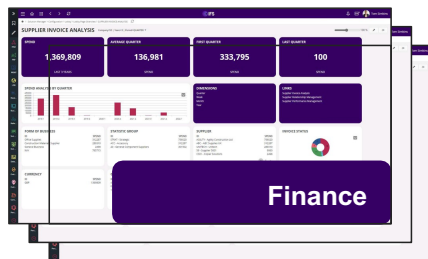
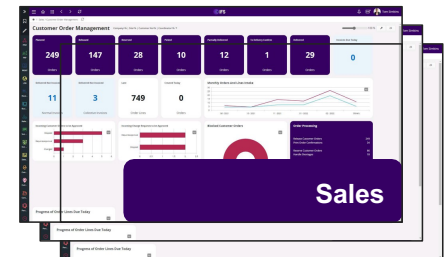
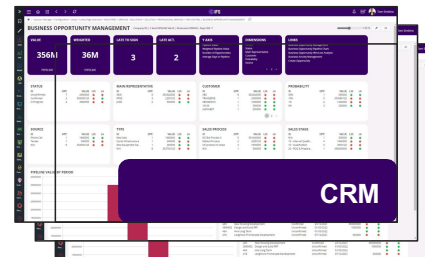
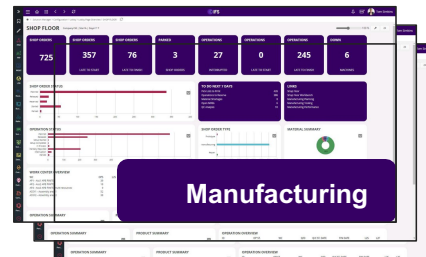
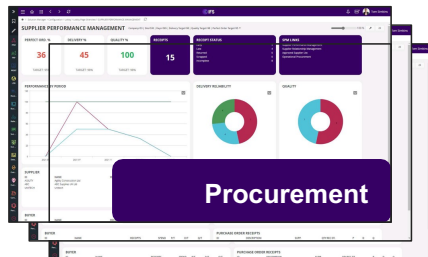
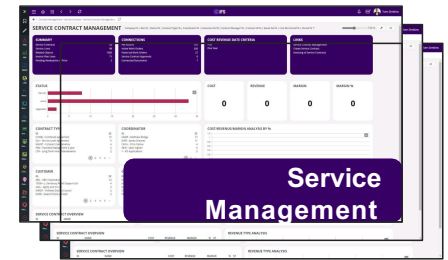
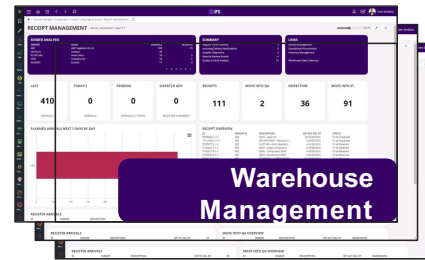
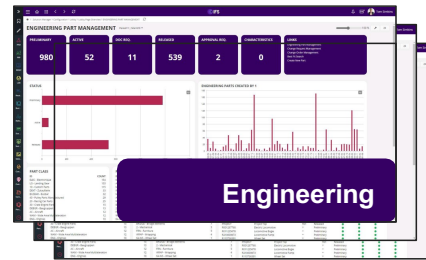
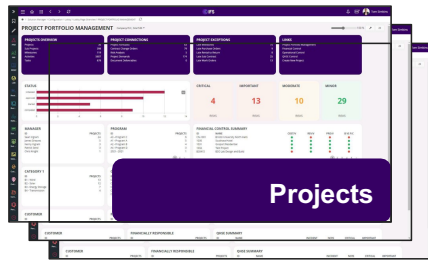
Construction and Engineering

Example Customers



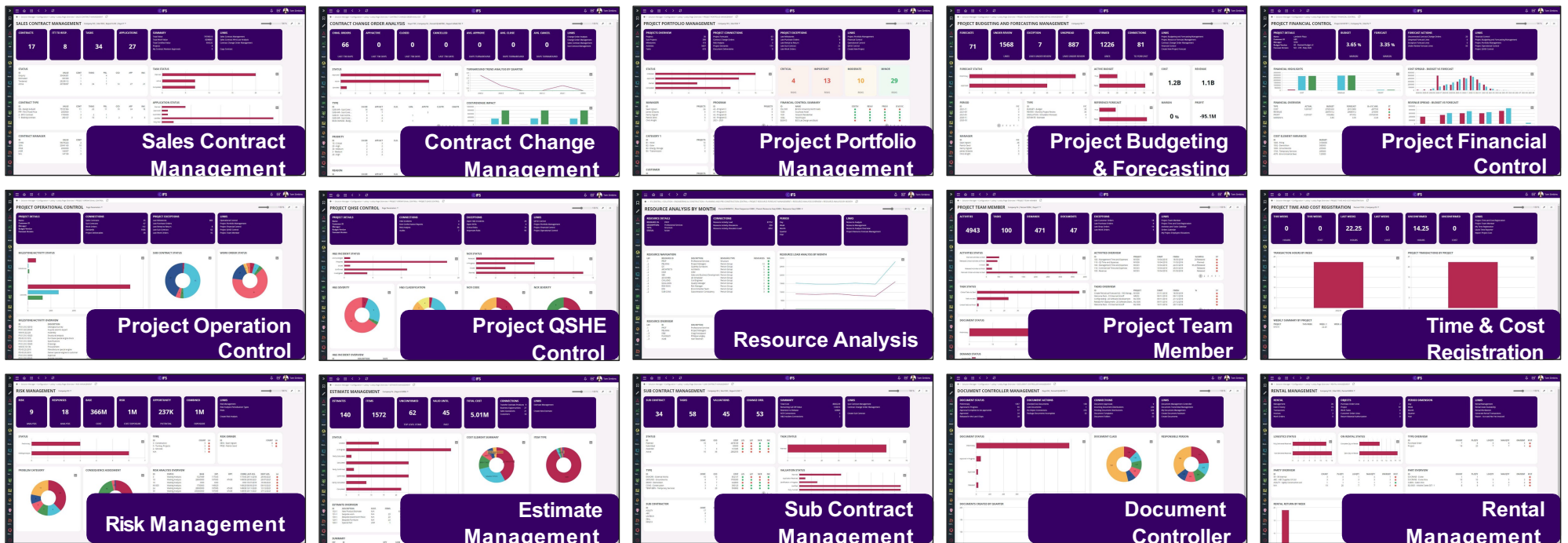
IFS Central

100+ Lobbies 'Out-the-box'...



IFS Central

...covering the entire application



IFS Central

40+ Process/role related Lobbies...

BID TO CONTRACT CENTRAL

KEY PERFORMANCE INDICATORS

WIN RATE: 30% (TARGET: 30%)

BUSINESS AREAS

- CRM AND OPPORT.
- PROCUREMENT
- PROJECT PORTFOLIO
- RISK MA

KEY PERFORMANCE INDICATORS

PIPELINE | BIDDING DAYS | BIDDING COST | OUT-TURN | REV. GROWTH

DESIGN CENTRAL

BUDGET V F/C: 5% (TARGET: 5%)

MILESTONES | CPI | SPI | CHANGE RATIO | NCR TO PROJ.

QUALITY CENTRAL

AUDIT ADH: 90% (TARGET: 90%)

NCR ON TIME: 74% (TARGET: 80%)

NCR TURN: 20 (TARGET: 15 DAYS)

COST OF QUAL: 4K (TARGET: 800)

DEFECT: 2% (TARGET: 1%)

RIGHT FIRST: 94% (TARGET: 97%)

BUSINESS AREAS

- AUDIT MANAGEMENT
- NON-CONFORMANCE MANAGEMENT
- NON-CONFORMANCE TREND ANALYSIS
- CORRECTIVE AND PREVENTIVE ACTIONS
- QUALITY CONTROL
- MATERIAL REVIEW BOARD
- APPROVED SUPPLIERS LIST
- INVENTORY PART MANAGEMENT

PROCUREMENT CENTRAL

KEY PERFORMANCE INDICATORS

MAVERICK: 3% (TARGET: 1%)

BUSINESS AREAS

- SUPPLIER RELATIO
- RECEIPT M

KEY PERFORMANCE INDICATORS

MAVERICK | COST SAVING | MANAGED COST | PO CHANGE | QUALITY PERF. | DEL. PERF. | PERFECT ORDER

PROCUREMENT CENTRAL

MAVERICK: 3% (TARGET: 1%)

COST SAVING: -1% (TARGET: -5%)

MANAGED COST: 90% (TARGET: 95%)

PO CHANGE: 4% (TARGET: 5%)

QUALITY PERF.: 91% (TARGET: 96%)

DEL. PERF.: 94% (TARGET: 96%)

PERFECT ORDER: 87% (TARGET: 95%)

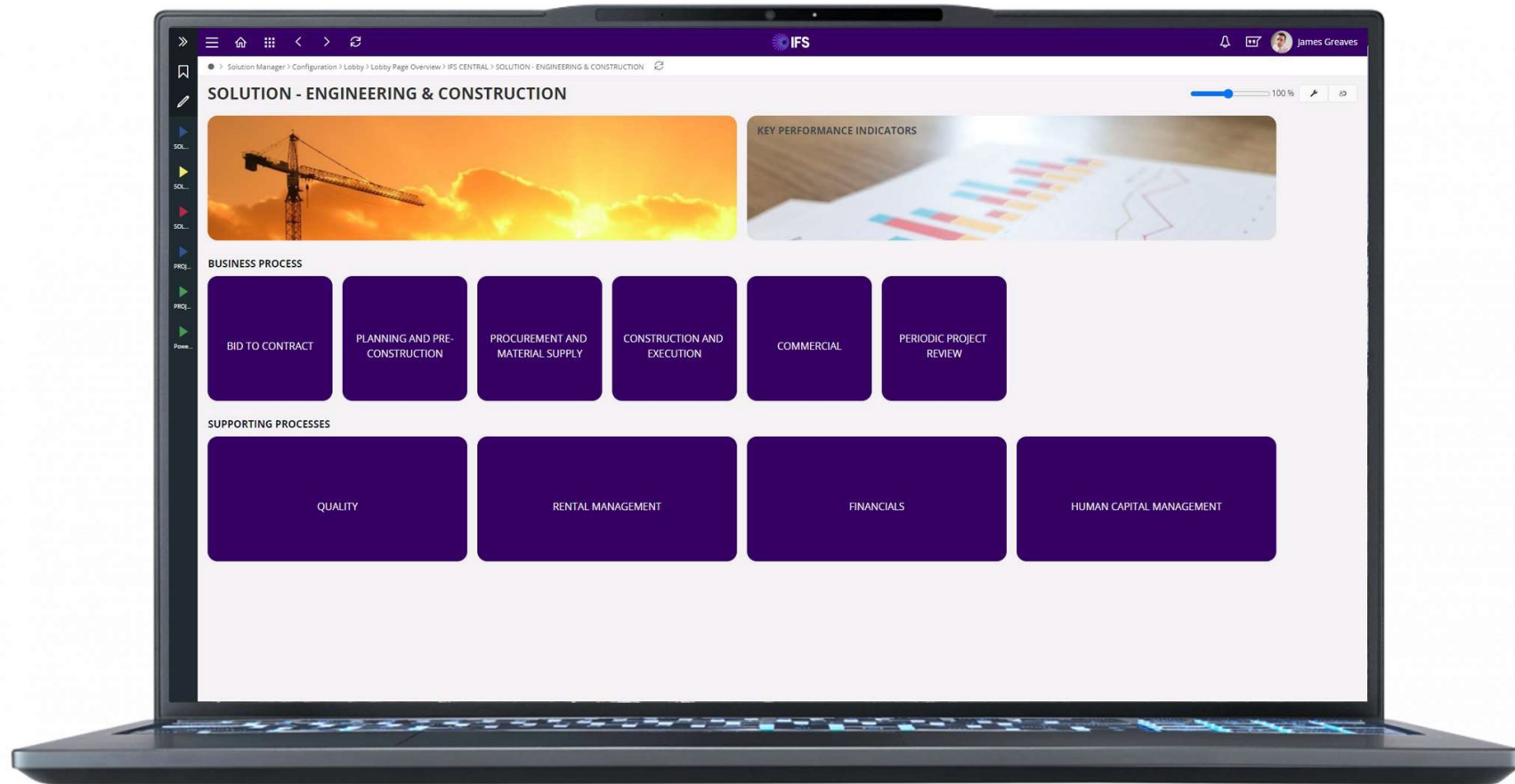
BUSINESS AREAS

- SUPPLIER RELATIONSHIP MANAGEMENT
- APPROVED SUPPLIERS LIST
- REQUISITIONER
- OPERATIONAL PROCUREMENT
- RECEIPT MANAGEMENT
- QUALITY CONTROL
- SUPPLIER PERFORMANCE MANAGEMENT
- SUPPLIER INVOICE SPEND ANALYSIS



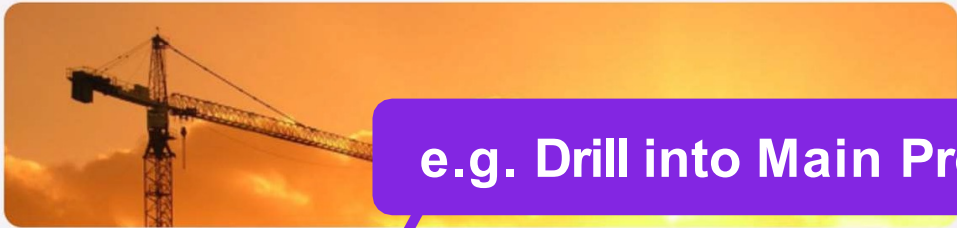
IFS Cloud

...Pre-packaged into Industry Specific End-to-End Solutions



SOLUTION - ENGINEERING & CONSTRUCTION

100% [Zoom controls]



e.g. Drill into Main Process

BUSINESS PROCESS



SUPPORTING PROCESSES



End-To-End Solution Lobbies

PLANNING AND PRE-CONSTRUCTION CENTRAL

100% [Zoom slider]



KEY PERFORMANCE INDICATORS

PROJECTS USING BIM

30 %

TARGET: 70%

BUDGET VS EST VARIANCE

3 %

PLANNING DURATION DAYS

30

TARGET: 30 DAYS

COST % OF TOTAL

7.5 %

TARGET: 8%

e.g. Drill into Sub-Process

BUSINESS AREAS

PROJECT PORTFOLIO MANAGEMENT

OPERATIONAL CONTROL

FINANCIAL CONTROL

REFINE PROCUREMENT PLAN

REFINE RESOURCE PLAN

RISK MANAGEMENT

PROJECT TEAM MEMBER

PROJECT TIME AND COST REGISTRATION

PROJECT PORTFOLIO MANAGEMENT

Company=53 | Site=530

100%

PROJECTS OVERVIEW

Projects	49
Sub Projects	627
Milestones	167
Activities	6429
Tasks	998

PROJECT CONNECTIONS

Project Forecasts	69
Contract Change Orders	79
Risk Analysis	5
Project Demands	309
Document Deliverables	0

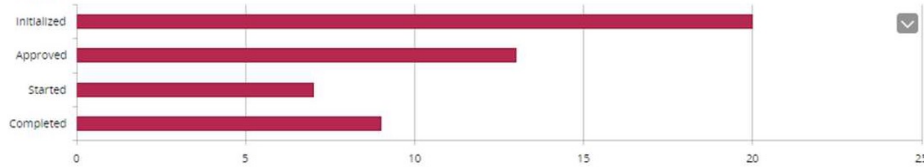
PROJECT EXCEPTIONS

Late Milestones	115
Late Purchase Orders	9
Late Rental to Return	9
Late Sub Contract	26
Late Work Orders	14

LINKS

- Project Portfolio Management
- Financial Control
- Operational Control
- QHSE Control
- Create New Project

STATUS



CRITICAL

e.g. Why is this Project 'Red'?

RISKS RISKS RISKS RISKS

MANAGER

ID	PROJECTS
Sean Ingram	27
James Greaves	9
Chris Knight	5
Kenny Ingram	3
Patrick Send	3

PROGRAM

ID	PROJECTS
A3 - Program C	6
A1 - Program A	5
A2 - Program B	4
A4 - Program D	4
2021 - 2021	2

FINANCIAL CONTROL SUMMARY

ID	NAME	COST/V	REV/V	PRO/V	B VS F/C
CN-1000	Birmingham College North Halls	●●●●	●●●●	●●●●	●●●●
CN-1001	Bristol University North Halls	●●●●	●●●●	●●●●	●●●●
CN-1004	CN-1002	●●●●	●●●●	●●●●	●●●●
CN-1005	CN-1003	●●●●	●●●●	●●●●	●●●●
CN-1006	JC the future	●●●●	●●●●	●●●●	●●●●

CATEGORY 1

ID	PROJECTS
B1 - Wind	13
B2 - Solar	13
B3 - Energy Storage	7
B4 - Transmission	4
CONSTRUCT - Construction	1

CATEGORY 2

ID	PROJECTS
C4 - UK & I	13
C5 - USA & Canada	13
C3 - Germany	7
C6 - Global	4
C1 - Australia	1

OPERATIONAL CONTROL SUMMARY

ID	NAME	MS	PO	RENTAL	SC	WO
C4 - UK & I						
C5 - USA & Canada						
C3 - Germany						
C6 - Global						
C1 - Australia						

Project Portfolio Management

CUSTOMER

ID	PROJECTS

FINANCIALLY RESPONSIBLE

ID	PROJECTS

QHSE SUMMARY

ID	NAME	INCIDENT	NCRS	CRITICAL	IMPORTANT

PROJECT FINANCIAL CONTROL

Project Id=M1011 | Company=53 | Site=530

100% ↶ ↷

PROJECT DETAILS

Name: Lambeth Plaza
 Customer ID: ABC
 Manager: SEIN
 Budget Version: B3 - Revised Budget v2
 Forecast Version: M2 - CVR - May 2020

BUDGET

3.65 %

MARGIN

FORECAST

3.35 %

MARGIN

FORECAST ACTIONS

Unconnected Contract Change Orders	20
Unspread Forecast Lines	0
Exception Forecast Lines	0
Under Review Forecast Lines	50

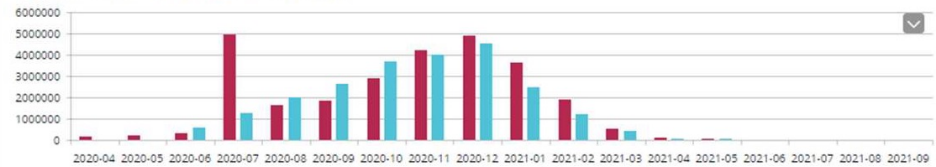
LINKS

- Financial Control
- Project Budgeting and Forecasting Management
- Project Portfolio Management
- Project Operational Control
- Project QHSE Control

FINANCIAL HIGHLIGHTS



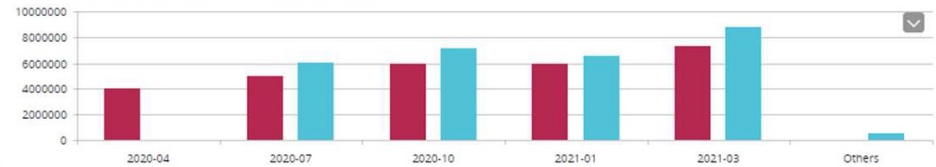
COST SPREAD - BUDGET VS FORECAST



FINANCIAL OVERVIEW

TYPE	ACTUAL	BUDGET	FORECAST	B v F/C VAR.	ST
COST	1201637	27825230	28112960	-287730	●
REVENUE		28878112	29088112	210000	●
PROFIT	-1201637	1052882	975152	-55728190	●
MARGIN %		3.65	3.35	-0.29	●

REVENUE SPREAD - BUDGET VS FORECAST



COST ELEMENT VARIANCES

ID	BUDGET	EAC	VARIANCE
1005 - Piling	3100000	3650000	550000
1002 - Demolition	580000	733800	153800
1000 - Groundworks	255000	304000	49000
1703 - Temporary Services	295000	314280	19280
4070 - Environmental Fees	120000	132450	12450

CONTRACT CHANGE ORDERS

ID	TYPE	STATUS	COST	REVENUE	PROFIT	%	ST
----	------	--------	------	---------	--------	---	----

Project Financial Control

Bid to Contract



Bid to Contract

Process

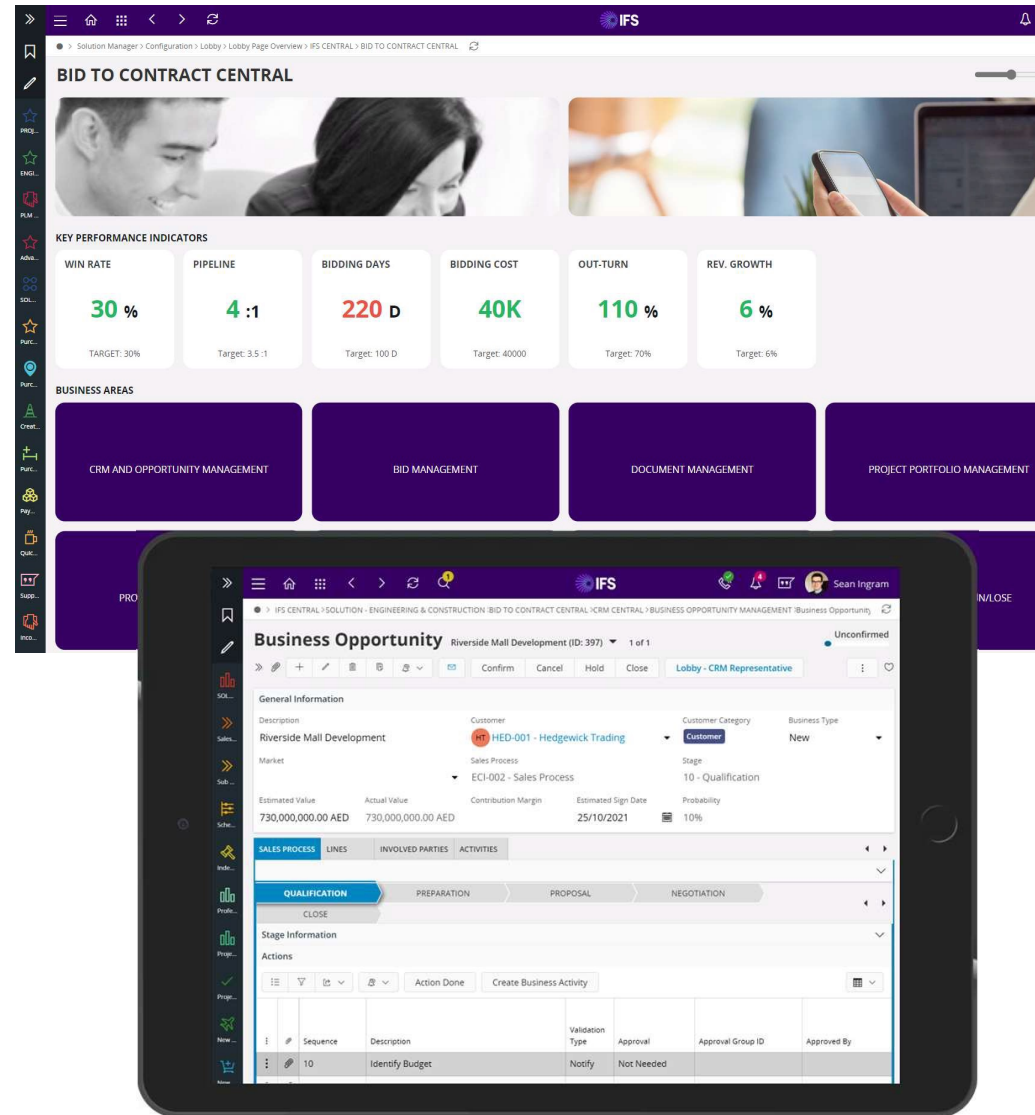
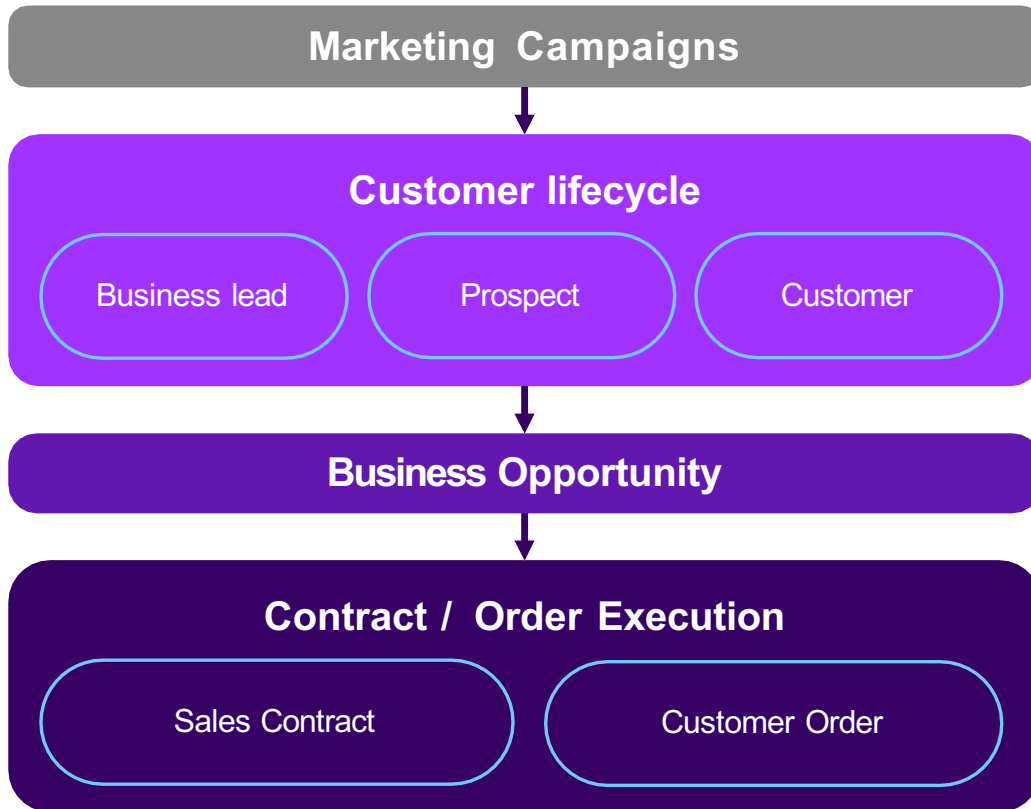


CRM & Bid Management

IFS Cloud



CRM & Bid Management Solution Brief



BUSINESS OPPORTUNITY MANAGEMENT

Company=65 | Y Axis=PIPELINE VALUE | Dimension=PERIOD | Days=365

110%

VALUE

38M

PIPELINE

WEIGHTED

7M

PIPELINE

LATE TO SIGN

16

LATE ACT.

8

Y AXIS

- Pipeline Value
- Weighted Pipeline Value
- Number of Opportunities
- Average Days in Pipeline

DIMENSIONS

- Period
- Status
- Main Representative
- Customer
- Probability
- Source

1 2 >

LINKS

- Business Opportunity Management
- Business Opportunity Pipeline Chart
- Business Opportunity Win/Loss Analysis
- Business Activity Management
- Create Opportunity
- Team Activities

STATUS

ID	OPP.	VALUE	L2S	LA
Unconfirmed	9	17078091	●	●
Confirmed	3	14599477	●	●
In Progress	5	5993294	●	●

MAIN REPRESENTATIVE

ID	OPP.	VALUE	L2S	LA
SEIN	7	21746115	●	●
JAGR	10	15924747	●	●

CUSTOMER

ID	OPP.	VALUE	L2S	LA
10116	8	19789410	●	●
65-001	1	9500000	●	●
ABC	4	5688190	●	●
65-002	1	2500000	●	●
10121	3	193262	●	●

PROBABILITY

ID	OPP.	VALUE	L2S	LA
50%	5	10458683	●	●
25%	2	5233127	●	●
10%	2	5670660	●	●
1%	5	16220437	●	●
0%	3	87955	●	●

SOURCE

ID	OPP.	VALUE	L2S	LA
Existing Customer	9	22388887	●	●
Web	1	3087753	●	●
Phone Call	2	193262	●	●
N/A	5	12000960	●	●

TYPE

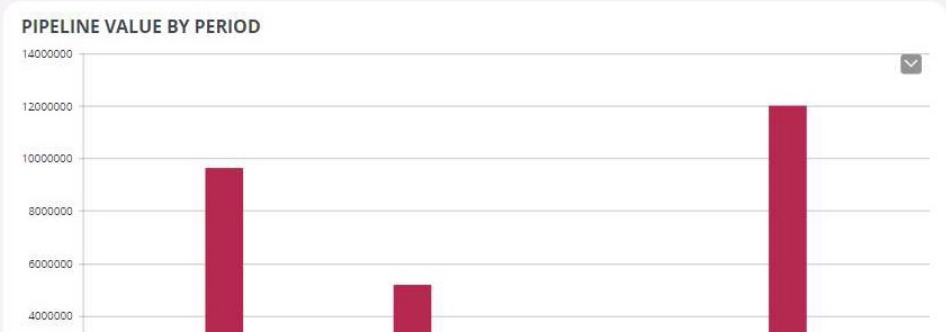
ID	OPP.	VALUE	L2S	LA
New Sale	9	22388887	●	●
Supply & Erect	3	3281015	●	●
N/A	5	12000960	●	●

SALES PROCESS

ID	OPP.	VALUE	L2S	LA
Two Stage Tender	3	12000960	●	●
ECI Bid Process 3	4	7412537	●	●
N/A	10	18257365	●	●

SALES STAGE

ID	OPP.	VALUE	L2S	LA
10 - Invitation to Te...	3	12000960	●	●
N/A	11	18362672	●	●
10 - Internal Qualifi...	2	4219477	●	●
20 - PQQ & Prepara...	1	3087753	●	●



OPPORTUNITY OVERVIEW

ID	DESCRIPTION	STATUS	EST S/D	VALUE	L2S	LA
15403	OneFineDay Mayfield DERB	In Progress	14/02/2018	105307	●	●
365	Devonshire Square	In Progress	14/02/2021	87955	●	●
348	St Just, Cornwall	Unconfirmed	05/11/2020	1620000	●	●
349	Premier Inn, Pacific Quay	Unconfirmed	05/11/2020	2582907	●	●
350	The Serpentine, Aylesbury	Unconfirmed	05/11/2020	2711319	●	●
351	Telford College, Edinburgh	Unconfirmed	24/12/2020	2454495	●	●
352	Ochre Yards, Gateshead	Unconfirmed	06/01/2021	2604654	●	●
353	Cairnbrobin, Marywell	Unconfirmed	06/01/2021	2582907	●	●
354	Lambeth Tower Development	Confirmed	12/02/2021	2599477	●	●
356	Crest Paintworks	Unconfirmed	18/03/2021	2521808	●	●
370	Mayfield	Unconfirmed	30/11/2020	0	●	●
345	Millbury Reach, Exminster	In Progress	05/11/2020	2711319	●	●
487	University Hospital	In Progress	10/03/2022	3087753	●	●

CRM MANAGER

Company=65 | Days=365

110%

REPS

44

LEADS

67

ACCOUNTS

575

CAMPAIGNS

1

SUMMARY
 Unassigned Leads: 0
 Duplicate Leads: 14
 Leads without Activities: 44
 Late Activities: 319
 Account CRM Data Missing: 549

LOBBIES
 Business Lead Management
 Account Management
 Business Opportunity Management
 Business Activity Management
 Team Calendar

CRM REPRESENTATIVE OVERVIEW

ID	LEAD	ACC	ACT	OPP VALUE	WEIGHT	LWA	LA	L2S
Angela Davidson	9	65	62	00	0			
James Greaves	4	14	111	1015924747	4303208	●	●	●
Christopher Light	0	9	20	00	0	●	●	●
Janet Apollo	0	7	0	00	0	●	●	●
Antonia Bogan	0	0	3	00	0	●	●	●

OPPS.

17

LATE TO SIGN

16

VALUE

38M

WEIGHTED

7M

OPPORTUNITIES PIPELINE PIPELINE

LEAD OVERVIEW

ID	CONT.	MAILS	ACT.	UA	QUA	DUP	LA
3 - Barratts	2	2	21	●	●	●	●
47 - ABC Equipment	2	2	3	●	●	●	●
5 - Raven Imports (Pvt) Ltd	2	1	4	●	●	●	●
6 - Alstom	0	1	0	●	●	●	●
90 - Vodafone	1	0	3	●	●	●	●



ACCOUNT OVERVIEW

ID	CATEGORY	CONT.	ACT.	OPP	CAM	CASE	CRM
10027 - Swedish Prospect	Prospect	1	1	0	0	0	●
10029 - Swedish Racing Company	Prospect	2	4	0	0	0	●
10030 - Amsterdam cars	Prospect	1	1	0	0	0	●
10031 - Car dealer Paris	Prospect	2	3	0	0	0	●
10032 - US race car company	Prospect	3	1	0	0	0	●

OPPORTUNITY OVERVIEW

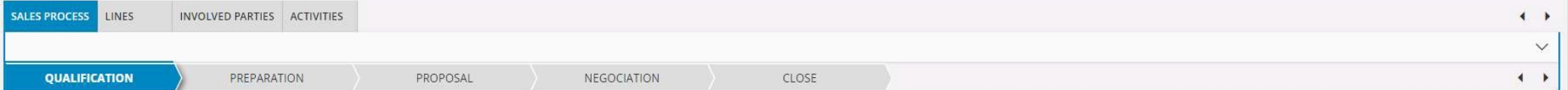
ID	DESCRIPTION	STATUS	EST S/D	VALUE	L2S	LA
15403	OneFineDay Mayfield DERB	In Progress	14/02/2018	105307	●	●
365	Devonshire Square	In Progress	14/02/2021	87955	●	●
348	St Just, Cornwall	Unconfirmed	05/11/2020	1620000	●	●
349	Premier Inn, Pacific Quay	Unconfirmed	05/11/2020	2582907	●	●
350	The Serpentine, Aylesbury	Unconfirmed	05/11/2020	2711319	●	●

Business Opportunity

Data Center Crawley (ID: 141) 14 of 24+ In Progress

Cancel Hold Close Create Business Activity Create Document from Template Create Sales Quotation Create Service Quotation Create Sales Contract Copy Opportunity

General Information					
Description	Customer	Customer Category	Business Type	Market	
Data Center Crawley	ABC - ABC Corporation	Customer	New	Industrial	
Sales Process	Stage	Estimated Value	Actual Value	Contribution Margin	Estimated Sign Date
UKQUICK	Qualification	1,700,000.00 GBP	1,680,000.00 GBP	1,680,000.00 GBP	
Probability	Score				
10%					



Stage Information		
Description	Progress	Done
Qualification	50%	No
Instruction		

Actions

Enter Data Request Approval Create Business Activity Create Sales Contract Create Sales Quotation Create Service Quotation

Sequence	Description	Validation Type	Approval	Approval Group ID	Approved By	Approval Date	Business Activity Validation Type	Done	Done Date	Data Entry Defined	Action Reference
10	Initial Phone Call	Notify	Request Approval	CRM			None				Not Needed
20	Customer Visit	None	Not Needed				None	Yes	02/07/2019		Not Needed

Journal

Attachments

Vertical sidebar with navigation icons: Home, Search, Sales, Sub, Schedules, Index, My Tasks, Profiles, Projects, New, Attachments.

Business Opportunity

Data Center Crawley (ID: 141) 14 of 24+

In Progress

- Cancel
- Hold
- Close
- Create Business Activity
- Create Document from Template
- Create Sales Quotation
- Create Service Quotation
- Create Sales Contract
- Copy Opportunity

General Information

SALES PROCESS **LINES** INVOLVED PARTIES ACTIVITIES

Revision No: 0

Q Create Revision

Economic Information

Total Value/Curr	Total Cost Value	Total Contr Margin/Base	Contr Margin (%)
1,680,000.00 GBP	0.00 GBP	1,680,000.00 GBP	100.00
Quoted Opp Value/Curr	Not Quoted Opp Value/Curr	Won Opp Value/Curr	
0.00 GBP	0.00 GBP	1,680,000.00 GBP	

Revision Information

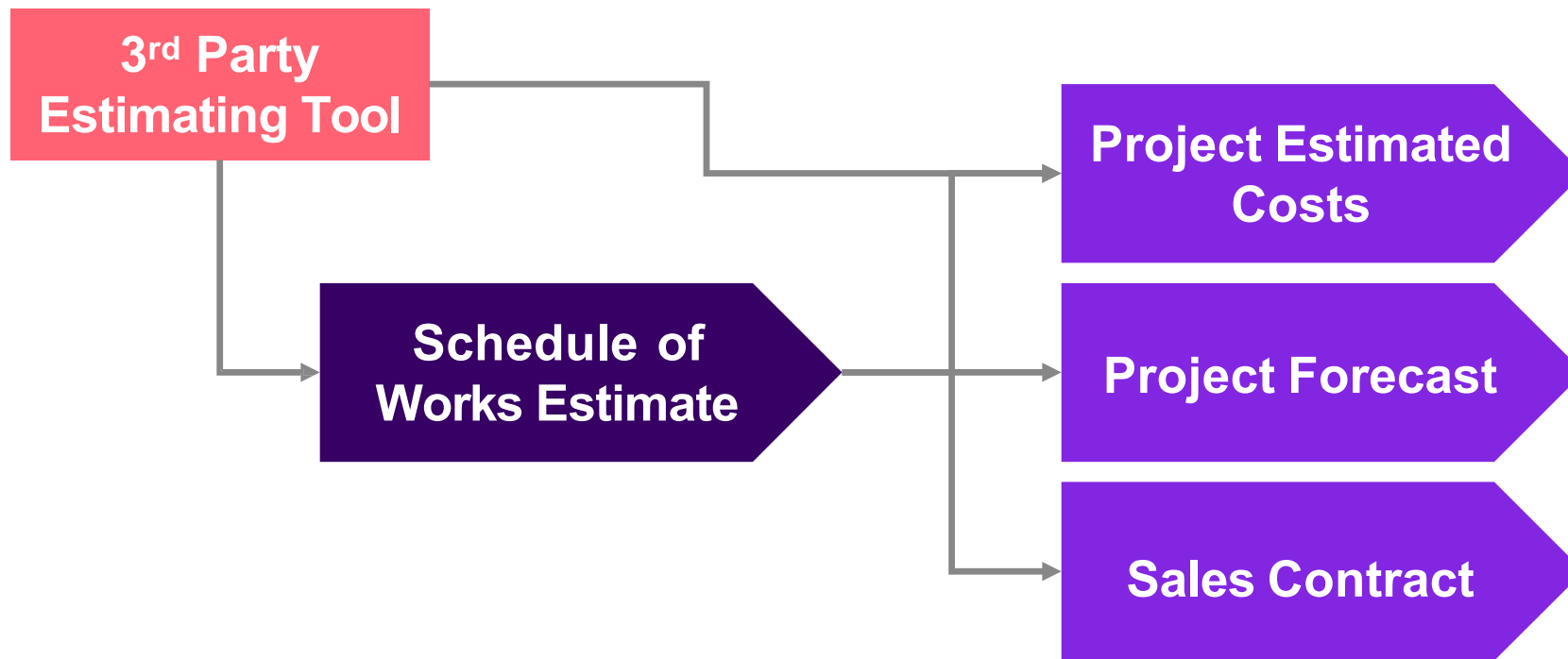
Opportunity Lines

✓	:	✎	Status	Non Exist Part	Description	Quantity	UoM	Price/Curr	Price/Base	Wanted Delivery Date	Date Entered	Customer Part No	Custom
<input type="checkbox"/>	:	✎	Won	Non Exist Part	Agreement to Commence Detailed Design	1	EA	250,000.00 GBP	250,000.00 GBP		02/07/2019		
<input type="checkbox"/>	:	✎	Won	Non Exist Part	Proposed landscaping details	1	EA	240,000.00 GBP	240,000.00 GBP		02/07/2019		
<input type="checkbox"/>	:	✎	Won	Non Exist Part	Complete Access Road	1	EA	150,000.00 GBP	150,000.00 GBP		02/07/2019		
<input type="checkbox"/>	:	✎	Won	Non Exist Part	Bulk Excavations	1	EA	250,000.00 GBP	250,000.00 GBP		02/07/2019		
<input type="checkbox"/>	:	✎	Won	Non Exist Part	Wall Pours	1	EA	270,000.00 GBP	270,000.00 GBP		02/07/2019		
<input type="checkbox"/>	:	✎	Won	Non Exist Part	Electrical Installation	1	EA	150,000.00 GBP	150,000.00 GBP		02/07/2019		
<input type="checkbox"/>	:	✎	Won	Non Exist Part	Handover	1	EA	350,000.00 GBP	350,000.00 GBP		02/07/2019		
<input type="checkbox"/>	:	✎	Won	Non Exist Part	Additional Access Road South Entrance	1	EA	20,000.00 GBP	20,000.00 GBP		02/07/2019		

- ✉ Send E-mail
- Cancel
- Hold
- Close
- Create Business Activity
- Create Document from Template
- Create Sales Quotation
- Create Service Quotation
- Create Sales Contract
- Copy Opportunity
- Document Text
- Access

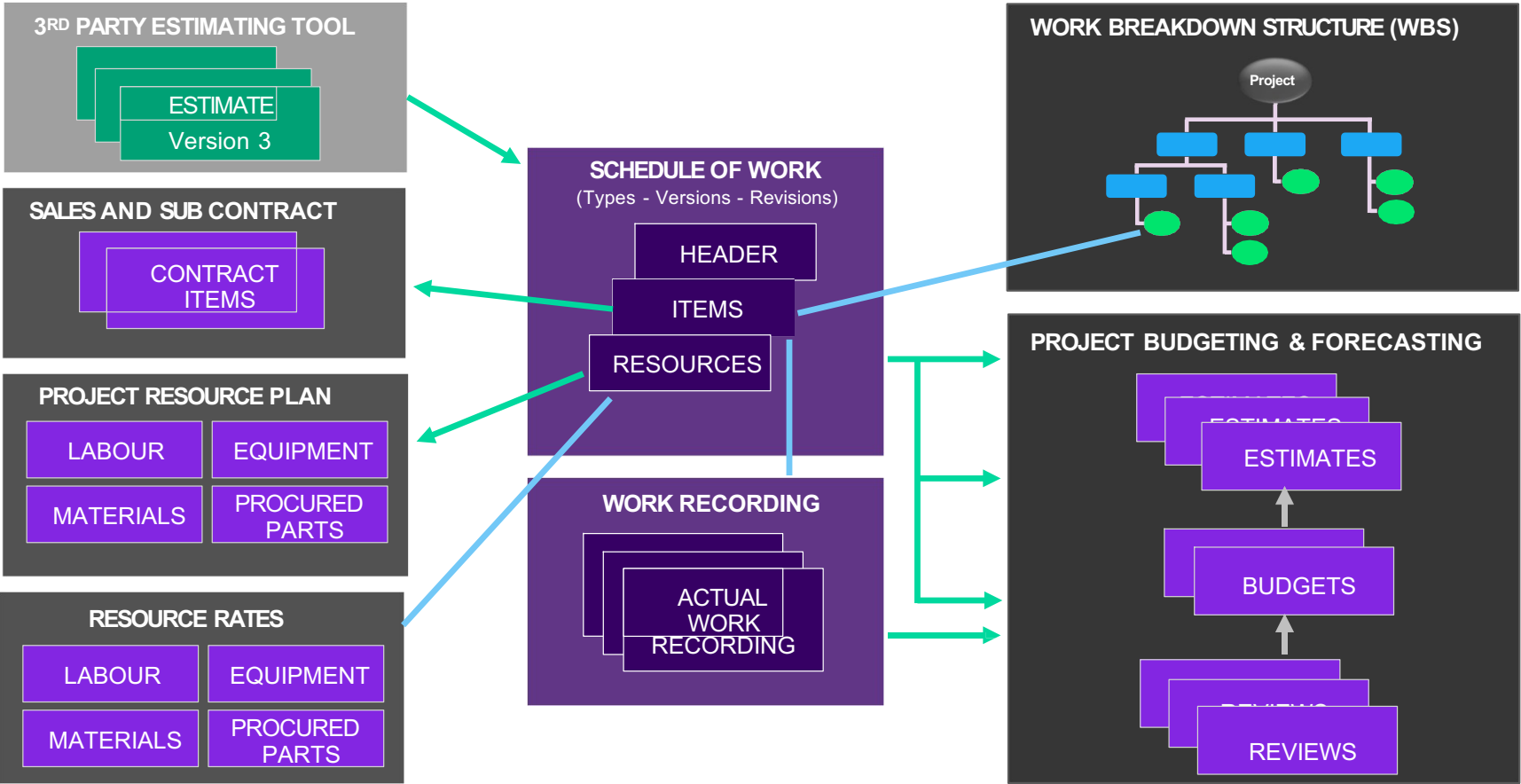
Estimating

Options



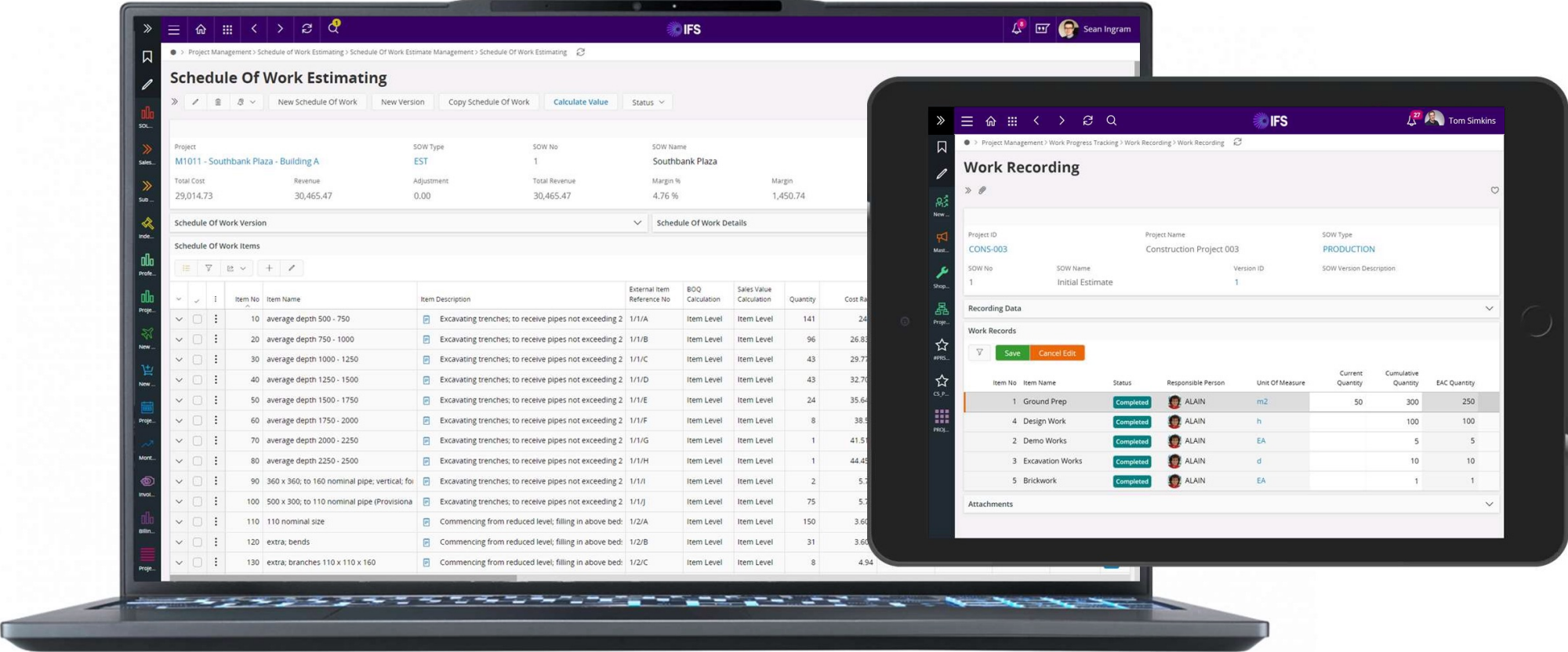
Schedule of Works

Construction Estimating and Progress Measurement



Schedule of Works

Construction Estimating and Progress Measurement



Schedule Of Work Estimating

Project	SOW Type	SOW No	SOW Name	Status
M1011 - Southbank Plaza - Building A	EST	1	Southbank Plaza	Planned
Total Cost	Revenue	Adjustment	Total Revenue	Margin %
29,014.73	30,465.47	0.00	30,465.47	4.76 %

Itemised Estimate

Schedule Of Work Version

Item No	Item Name	Item Description	External Item Reference No	BOQ Calculation	Sales Value Calculation	Quantity	Cost Rate	Cost Value	Sales Value	Margin	Margin %	Include
10	average depth 500 - 750	Excavating trenches; to receive pipes not exceeding 2	1/1/A	Item Level	Item Level	141	24.7	3,482.70	3,656.84	174.14	4.76 %	Yes
20	average depth 750 - 1000	Excavating trenches; to receive pipes not exceeding 2	1/1/B	Item Level	Item Level	96	26.836	2,576.26	2,705.07	128.81	4.76 %	Yes
30	average depth 1000 - 1250	Excavating trenches; to receive pipes not exceeding 2	1/1/C	Item Level	Item Level	43	29.772	1,280.20	1,344.21	64.01	4.76 %	Yes
40	average depth 1250 - 1500	Excavating trenches; to receive pipes not exceeding 2	1/1/D	Item Level	Item Level	43	32.708	1,406.44	1,476.77	70.32	4.76 %	Yes
50	average depth 1500 - 1750	Excavating trenches; to receive pipes not exceeding 2	1/1/E	Item Level	Item Level	24	35.644	855.46	898.23	42.77	4.76 %	Yes
60	average depth 1750 - 2000	Excavating trenches; to receive pipes not exceeding 2	1/1/F	Item Level	Item Level	8	38.58	308.64	324.07	15.43	4.76 %	Yes
70	average depth 2000 - 2250	Excavating trenches; to receive pipes not exceeding 2	1/1/G	Item Level	Item Level	1	41.516	41.52	43.59	2.08	4.76 %	Yes
80	average depth 2250 - 2500	Excavating trenches; to receive pipes not exceeding 2	1/1/H	Item Level	Item Level	1	44.452	44.45	46.67	2.22	4.76 %	Yes
90	360 x 360; to 160 nominal pipe; vertical; fo	Excavating trenches; to receive pipes not exceeding 2	1/1/I	Item Level	Item Level	2	5.74	11.48	12.05	0.57	4.76 %	Yes
100	500 x 300; to 110 nominal pipe (Provisiona	Excavating trenches; to receive pipes not exceeding 2	1/1/J	Item Level	Item Level	75	5.74	430.50	452.03	21.53	4.76 %	Yes
110	110 nominal size	Commencing from reduced level; filling in above bed:	1/2/A	Item Level	Item Level	150	3.604	540.60	567.63	27.03	4.76 %	Yes
120	extra; bends	Commencing from reduced level; filling in above bed:	1/2/B	Item Level	Item Level	31	3.604	111.72	117.31	5.59	4.76 %	Yes
130	extra; branches 110 x 110 x 160	Commencing from reduced level; filling in above bed:	1/2/C	Item Level	Item Level	8	4.94	39.52	41.50	1.98	4.76 %	Yes

Schedule Of Work Estimating

Project	SOW Type	SOW No	SOW Name	Status
M1011 - Southbank Plaza - Building A	EST	1	Southbank Plaza	
Total Cost	Revenue	Adjustment	Total Revenue	Margin %
29,014.73	30,465.47	0.00	30,465.47	4.76 %

Detailed Item Breakdown (e.g. Sub rates / Resources)

Schedule Of Work Version

Schedule Of Work Items

(1)	Item No	Item Name	Item Description	External Item Reference No	BOQ Calculation	Sales Value Calculation	Quantity	Cost Rate	Cost Value	Sales Value	Margin	Margin %	Include
<input checked="" type="checkbox"/>	10	average depth 500 - 750	Excavating trenches; to receive pipes not exceeding 2	1/1/A	Item Level	Item Level	141	24.7	3,482.70	3,656.84	174.14	4.76 %	<input type="button" value="Yes"/>

SCHEDULE OF WORK ITEM DETAILS


	Detail No	Name	Description	Cost Element	Unit Of Measure	Quantity Per	Quantity	Cost Rate	Item Cost Rate	Item Sales Rate	Cost Value	Sales Value	Revenue Element
<input type="checkbox"/>	1	Labour	Site Labour	1000 - Groundworks	h	1	0.25	66.8	16.7	0	2,354.70	0.00	9000 - Main Revenue
<input type="checkbox"/>	2	Plant	Excavator	1000 - Groundworks	h	1	0.1	80	8	0	1,128.00	0.00	9000 - Main Revenue
								Σ 24.7			Σ 3,482.70		

<input type="checkbox"/>	20	average depth 750 - 1000	Excavating trenches; to receive pipes not exceeding 2	1/1/B	Item Level	Item Level	96	26.836	2,576.26	2,705.07	128.81	4.76 %	<input type="button" value="Yes"/>
<input type="checkbox"/>	30	average depth 1000 - 1250	Excavating trenches; to receive pipes not exceeding 2	1/1/C	Item Level	Item Level	43	29.772	1,280.20	1,344.21	64.01	4.76 %	<input type="button" value="Yes"/>
<input type="checkbox"/>	40	average depth 1250 - 1500	Excavating trenches; to receive pipes not exceeding 2	1/1/D	Item Level	Item Level	43	32.708	1,406.44	1,476.77	70.32	4.76 %	<input type="button" value="Yes"/>
<input type="checkbox"/>	50	average depth 1500 - 1750	Excavating trenches; to receive pipes not exceeding 2	1/1/E	Item Level	Item Level	24	35.644	855.46	898.23	42.77	4.76 %	<input type="button" value="Yes"/>

Value Summary

M1011 - EST - 1 - 1 1 of 1

Summary Details Update Project Forecast Update Project Estimates



Update Project Budget/Forecast

Project ID	Project Name	SOW Type
M1011	Southbank Plaza - Building A	EST
SOW Name	SOW Version ID	SOW Version Description
Southbank Plaza	1	Planned

COST		REVENUE	
Total EAC	Total ETC	Total Earned Value	Calculated Date
29,014.69	29,014.69	0.00	25/03/2021

- SOL...
- Sales...
- Sub ...
- inde...
- Profe...
- Proje...
- New ...
- New ...
- Proje...
- Mont...
- invol...
- Billin...
- Proje...

Work Recording

Periodically Measure Physical Progress / Quantities

Project ID: M1011
 Project Name: Southbank Plaza - Building A
 SOW Name: Southbank Plaza
 Version ID: 1
 SOW Version Description: ...

Recording Data

Work Records

Cancel Edit

Item No	Item Name	Status	Responsible Person	Sub Project	Activity	Unit Of Measure	EAC Quantity	Previous Quantity	Complete Recording	Cumulative Quantity	Current Quantity	Progress %	Note
10	average depth 500 - 750	Released	SEIN	TPN-106	C106 - JC Group	m	141		<input type="checkbox"/>	0		0 %	
20	average depth 750 - 1000	Planned	SEIN	TPN-106	C106 - JC Group	m	96		<input type="checkbox"/>	0		0 %	
30	average depth 1000 - 1250	Planned	SEIN	TPN-106	C106 - JC Group	m	43		<input type="checkbox"/>	0		0 %	
40	average depth 1250 - 1500	Planned	SEIN	TPN-106	C106 - JC Group	m	43		<input type="checkbox"/>	0		0 %	
50	average depth 1500 - 1750	Planned	SEIN	TPN-106	C106 - JC Group	m	24		<input type="checkbox"/>	0		0 %	
60	average depth 1750 - 2000	Planned	SEIN	TPN-106	C106 - JC Group	m	8		<input type="checkbox"/>	0		0 %	
70	average depth 2000 - 2250	Planned	SEIN	TPN-106	C106 - JC Group	m	1		<input type="checkbox"/>	0		0 %	
80	average depth 2250 - 2500	Planned	SEIN	TPN-106	C106 - JC Group	m	1		<input type="checkbox"/>	0		0 %	
90	360 x 360; to 160 nominal	Planned	SEIN	TPN-106	C106 - JC Group	m	2		<input type="checkbox"/>	0		0 %	
100	500 x 300; to 110 nominal	Planned	SEIN	TPN-106	C106 - JC Group	m	75		<input type="checkbox"/>	0		0 %	
110	110 nominal size	Planned	SEIN	TPN-106	C106 - JC Group	m	150		<input type="checkbox"/>	0		0 %	
120	extra; bends	Planned	SEIN	TPN-106	C106 - JC Group	EA	31		<input type="checkbox"/>	0		0 %	
130	extra; branches 110 x 110	Planned	SEIN	TPN-106	C106 - JC Group	EA	8		<input type="checkbox"/>	0		0 %	

Vertical sidebar navigation icons: Home, Back, Forward, Refresh, Search, IFS logo, Notifications, Messages, Sean Ingram profile, Project Management, Work Progress Tracking, Work Recording, Work Recording, Recording Data, Work Records, Cancel Edit, Item No, Item Name, Status, Responsible Person, Sub Project, Activity, Unit Of Measure, EAC Quantity, Previous Quantity, Complete Recording, Cumulative Quantity, Current Quantity, Progress %, Note.

Project Management



Project Solution

IFS Cloud

PROJECT PORTFOLIO MANAGEMENT

Category	Count
PROJECTS OVERVIEW	
Projects	656
Sub Projects	5352
Milestones	1294
Activities	16727
Tasks	2967
PROJECT CONNECTIONS	
Project Forecasts	301
Contract Change Orders	257
Risk Analysis	48
Project Demands	1288
Document Deliverables	71
PROJECT EXCEPTIONS	
Late Milestones	1070
Late Purchase Orders	23
Late Receipt to Return	70
Late Sub Contract	144
Late Work Orders	144
LINKS	
Project Portfolio Management	
Financial Control	
Operational Control	
QHSE Control	
Create New Project	

Project Gantt

Project ID	Description	Early Start	Early Finish
MX0004	Lambeth Tower	21/01/2019, 08:00	03/12/2021, 17:00
010	Enabling Works - Keltbray	04/02/2019, 08:00	16/05/2019, 17:00
020	Site Accomodation	04/02/2019, 08:00	03/11/2021, 17:00
030	Basement B2 Raft Construction	21/01/2019, 08:00	24/07/2019, 17:00
040	Substructure	04/03/2019, 08:00	28/05/2021, 17:00
050	Superstructure & Internal Finishes	21/06/2019, 08:00	03/12/2021, 17:00
050.01	Podium East	21/06/2019, 08:00	21/10/2021, 17:00
01	Structural Frame	21/06/2019, 08:00	23/09/2020, 17:00
02	Strip Formwork	20/08/2019, 08:00	19/12/2019, 17:00
03	Facade	18/10/2019, 08:00	04/01/2021, 17:00
04	Roof Finishes	25/11/2019, 08:00	18/09/2020, 17:00
05	S&C M&E Riser Installation Inc. Corr...	29/11/2019, 08:00	25/06/2020, 17:00
06	Internal Finishes	08/03/2021, 08:00	21/10/2021, 17:00
07	Lifts		
050.02	Podium West		
01	Structural Frame		
02	Strip Formwork		
03	Facade		
04	Roof Finishes		
05	S&C M&E Riser Installation Inc. Corr...		
06	Internal Finishes		
07	Lifts		
050.03	Bu...		
050.04	Bu...		
050.05	Bu...		
050.06	Bu...		
060	Pla...		
070	Ext...		
080	Cr...		

RISKS

Category	Count
CRITICAL	81
IMPORTANT	114
MODERATE	178
MINOR	268

FINANCIAL CONTROL SUMMARY

Category	Count
COST/V	●●●●●
REV/V	●●●●●
PRO/V	●●●●●
B VS F/C	●●●●●

Project Forecast - Project Periodical Cost Graph

Amount vs Accounting Period

Forecast Cut Off

Incurred Budget

PROJECT FINANCIAL CONTROL

Project ID: MX0002 | Company: MPN | Site: %

BUDGET 3.94% **FORECAST** 3.67%

FINANCIAL OVERVIEW

Category	Actual	Budget	Forecast	B vs F/C Var	ST
TIME	22000000	22000000	22111100	111100	●●●●●
COST	18000000	18000000	18000000	0	●●●●●
REVENUE	18000000	18000000	18000000	0	●●●●●
PROFIT	0	0	0	0	●●●●●
VARIANCE %	0%	0%	0%	0%	●●●●●

COST ELEMENT VARIANCES

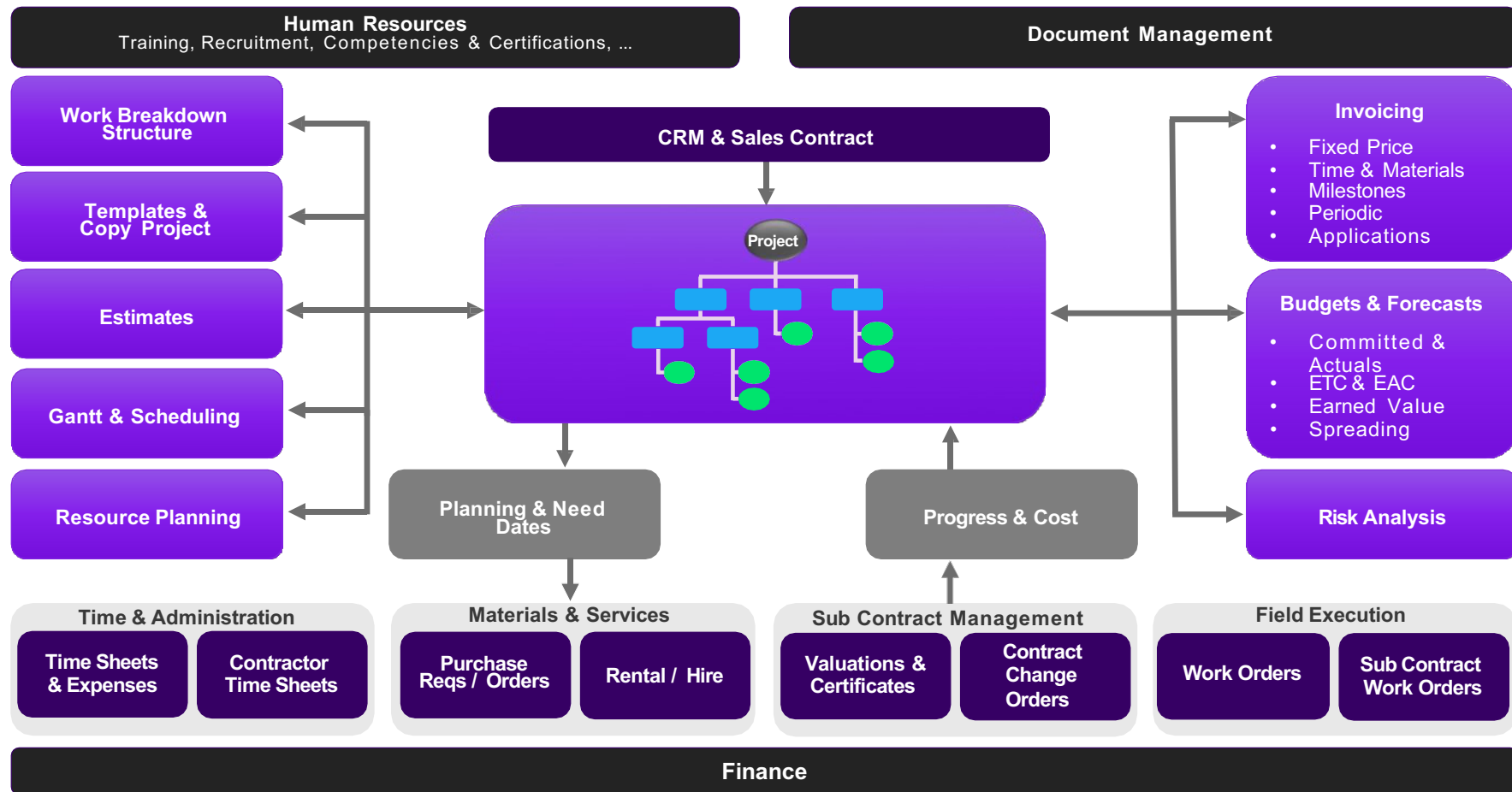
Category	Budget	Act	Variance	ST
000 - Total Cost	18000000	18000000	0	●●●●●
010 - Labour	10000000	10000000	0	●●●●●
020 - Materials	5000000	5000000	0	●●●●●
030 - Mechanical Services	1000000	1000000	0	●●●●●
040 - Electrical Services	1000000	1000000	0	●●●●●

COST SPREAD - BUDGET VS FORECAST

REVENUE SPREAD - BUDGET VS FORECAST

Project Solution

Concept



Project Monitoring

32 Definition Status Set Baseline Gantt Project Forecast Generate Unfinished Activity Work Items Financial Project History

Project: M1011 - Southbank Plaza - Building A
 Company: 53 - Asset and Construction Ltd
 Base Currency: GBP - Pound Sterling
 Project Status: Approved
 Manager: SEIN - Sean Ingram
 Cost Progress: 3.26 %
 Hours Progress: 0 %

Project Dates

Activity Dates Earned Value

COST REVENUE HOURS HISTORY HISTORY GRAPH ANALYSIS MARGIN CALCULATED PROGRESS ACTIVITY HOURS RISK ANALYSIS RISKS DOCUMENT TRANSMITTALS

Cost Element	Estimated Cost	Planned Cost	Baseline Cost	Earned Value Cost	Scheduled Work Cost	Planned Committed Cost	Committed Cost	Used Cost	Cost Progress
1000 - Groundworks	255,000.00	255,000.00	255,000.00	187,023.00	167,914.01		41,317.00	188,523.00	73.34 %
1002 - Demolition	520,000.00	520,000.00	520,000.00	465,856.00	520,000.00		93,553.50	465,856.00	89.59 %
1004 - Remediation Specialist	185,000.00	185,000.00	185,000.00		185,000.00				0 %
1005 - Piling	3,100,000.00	3,100,000.00	3,100,000.00	170,230.89	2,631,083.14		3,445,086.09	170,230.89	5.49 %
1007 - Earthworks	180,000.00	180,000.00	180,000.00						0 %
1102 - Brickwork and Blockwork	570,000.00	570,000.00	570,000.00		206,435.46				0 %
1205 - Frame - Steel	4,360,000.00	4,360,000.00	4,360,000.00		1,622,739.30				0 %
1208 - Façade and Cladding									
1209 - Windows, External									
1215 - Roofing (Specialist)									
1300 - Mechanical and Electrical	4,320,000.00	4,320,000.00	4,320,000.00		1,558,158.58				0 %
1301 - Electrical	2,100,000.00	2,100,000.00	2,100,000.00		723,659.54				0 %

Work Breakdown Structure

- M1011
- Approved
- Name: Southbank Plaza - Building A
- Monitoring
- M1011 - Southbank Plaza - Building A
 - 100 - Tender
 - 200 - Preliminaries
 - 300 - Management
 - 400 - Design
 - 500 - Procurement
 - 600 - Sub Contract Trade Packages
 - 650 - Technical Packages & Fees
 - 700 - Commissioning and Handover
 - 800 - General Costs and Revenue

Project Monitoring

32 Definition Status Set Baseline Gantt Project Forecast Generate Unfinished Activity Work Items Financial Project History

Project	Company	Base Currency	Project Status
M1011 - Southbank Plaza - Building A	53 - Asset and Construction Ltd	GBP - Pound Sterling	Approved
Manager	Cost Progress	Hours Progress	
SEIN - Sean Ingram	3.26 %	0 %	

Project Dates

Activity Dates Earned Value

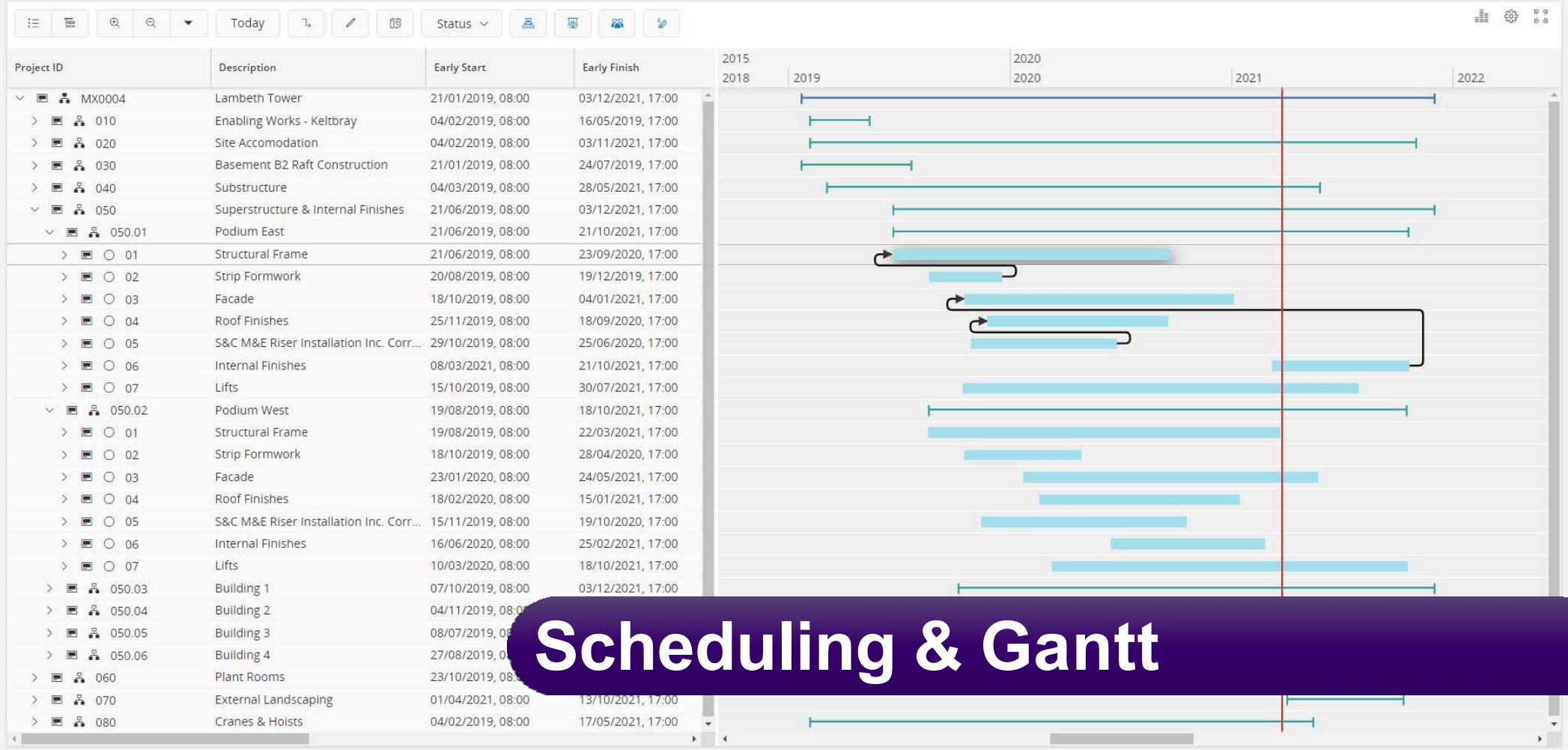
COST REVENUE HOURS HISTORY HISTORY GRAPH ANALYSIS MARGIN CALCULATED PROGRESS ACTIVITY HOURS RISK ANALYSIS RISKS DOCUMENT TRANSMITTALS

Cost Element	Estimated Cost	Planned Cost	Baseline Cost	Earned Value Cost	Scheduled Work Cost	Planned Committed Cost	Committed Cost	Used Cost	Cost Progress
1000 - Groundworks	255,000.00	255,000.00	255,000.00	187,023.00	167,914.01		41,317.00	188,523.00	73.34 %
1002 - Demolition	520,000.00	520,000.00	520,000.00	465,856.00	520,000.00		93,553.50	465,856.00	89.59 %
1004 - Remediation Specialist	185,000.00	185,000.00	185,000.00		185,000.00				0 %
1005 - Piling	3,100,000.00	3,100,000.00	3,100,000.00	170,230.89	2,631,083.14		3,445,086.09	170,230.89	5.49 %
1007 - Earthworks	180,000.00	180,000.00	180,000.00						0 %
1102 - Brickwork and Blockwork	570,000.00	570,000.00	570,000.00		206,435.46				0 %
1205 - Frame - Steel	4,360,000.00	4,360,000.00	4,360,000.00		1,622,739.30				0 %
1208 - Façade and Cladding									
1209 - Windows, External									
1215 - Roofing (Specialist)									
1300 - Mechanical and Electrical	4,320,000.00	4,320,000.00	4,320,000.00		1,558,158.58				0 %
1301 - Electrical	2,100,000.00	2,100,000.00	2,100,000.00		723,659.54				0 %

Work Breakdown Structure

- M1011
- Approved
- Name: Southbank Plaza - Building A
- Monitoring
- M1011 - Southbank Plaza - Building A
 - 100 - Tender
 - 200 - Preliminaries
 - 300 - Management
 - 400 - Design
 - 500 - Procurement
 - 600 - Sub Contract Trade Packages
 - TPN-100 - Demolition Package
 - TPN-101 - Remediation Package
 - TPN-102 - Earthworks Package
 - TPN-104 - Piling Package
 - TPN-106 - Groundworks Package
 - TPN-110 - Structural Steel Package
 - TPN-111 - Façade and Cladding Package
 - TPN-112 - Roof Access Package
 - TPN-115 - Brickwork Package
 - TPN-118 - PreCast Floors Package
 - TPN-120 - Curtain Walling / Windows Pac
 - TPN-121 - Mechanical Package
 - TPN-122 - Electrical Package
 - TPN-125 - Fire Protection Package
 - TPN-127 - Temporary Services
 - TPN-134 - Plastering Package
 - TPN-139 - Painting and Decorating Packa

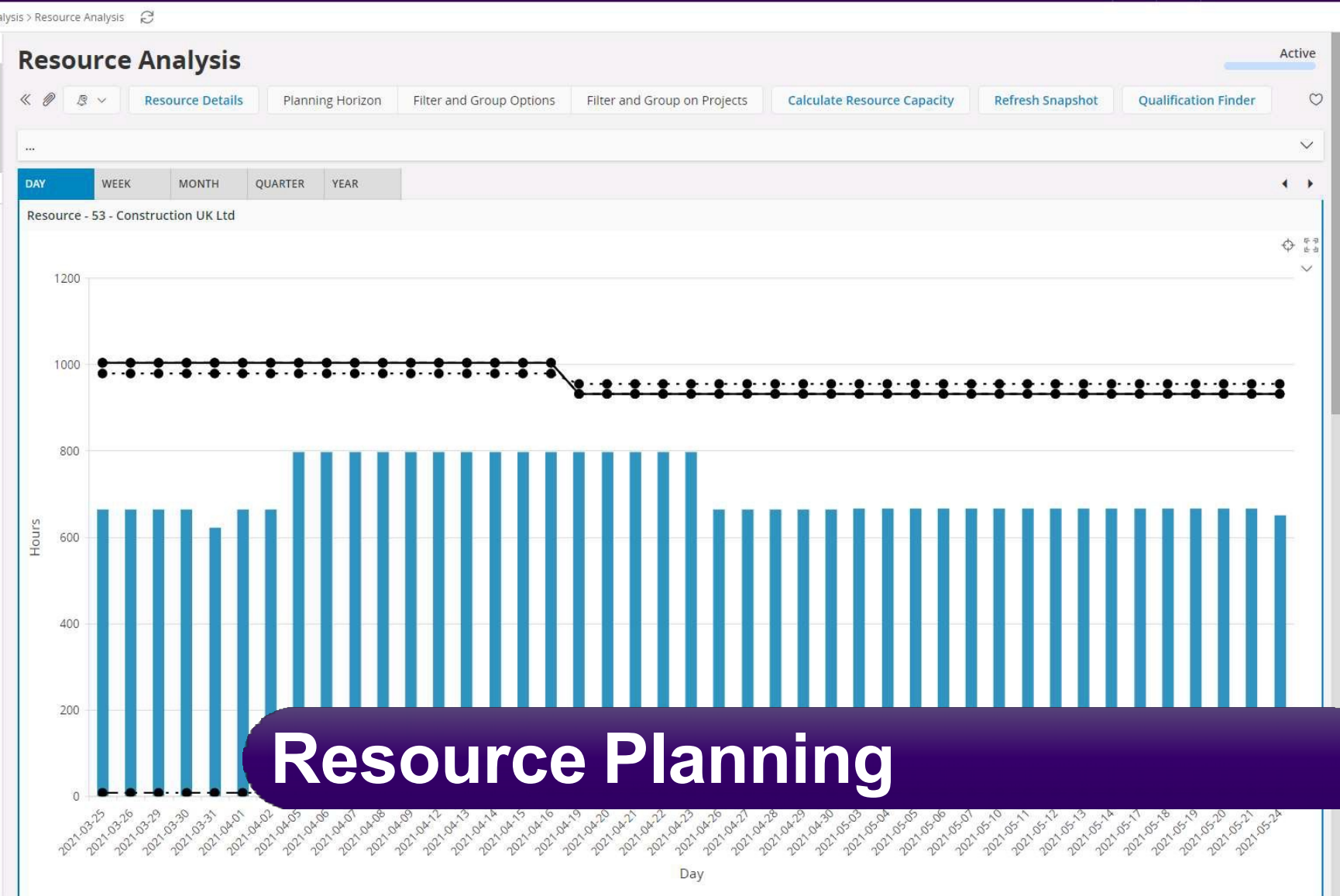
Project Gantt



Scheduling & Gantt

53 - Construction UK Ltd
Resource Type: Structure

- ARCHITECTS - Architects
- BIM-MAN - BIM Technicians
- DES-CIV - Design Civil
- DES-ELE - Design Electrical
- DES-MEC - Design Mechanical
- PRJ-MAN - Project Managers
- QS - Quantity Surveyors
 - QS-ASS - QS Assistant
 - SAMPA - Samantha Parker
 - SAPU - Sarah Pullman
 - QS-SEN - Senior QS

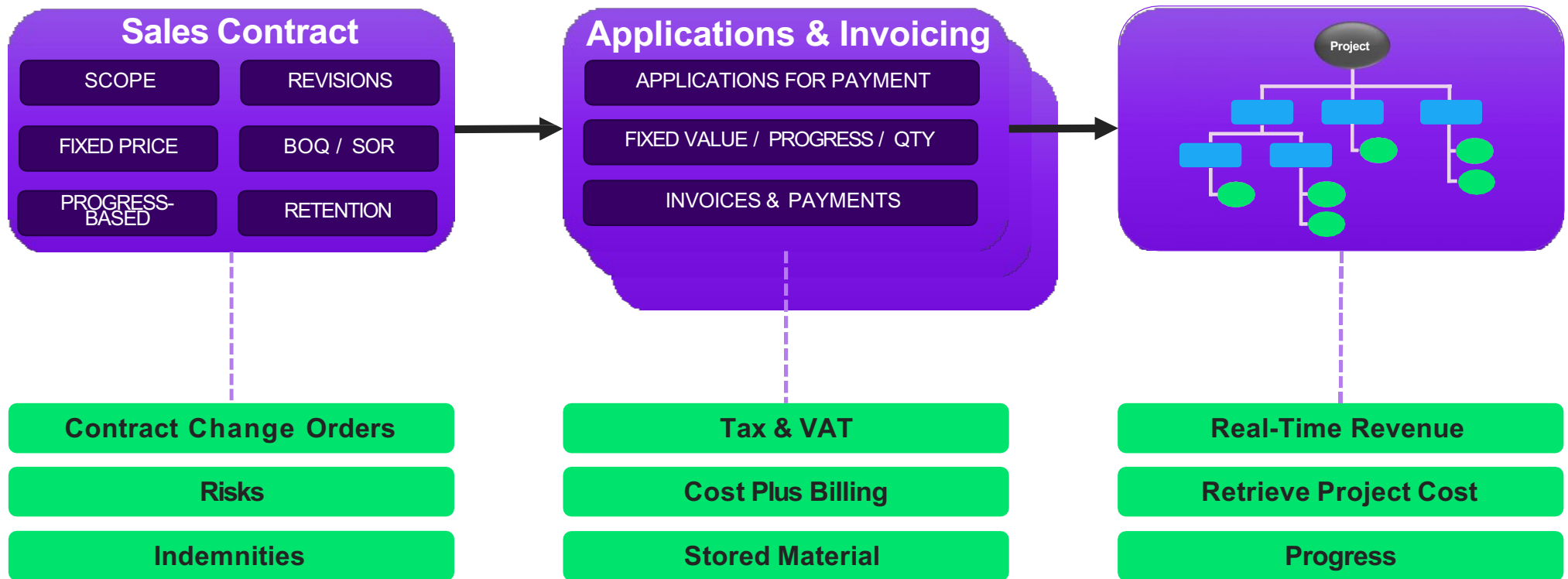


Resource Planning

Contract Management

Sales Contract Management

Concept



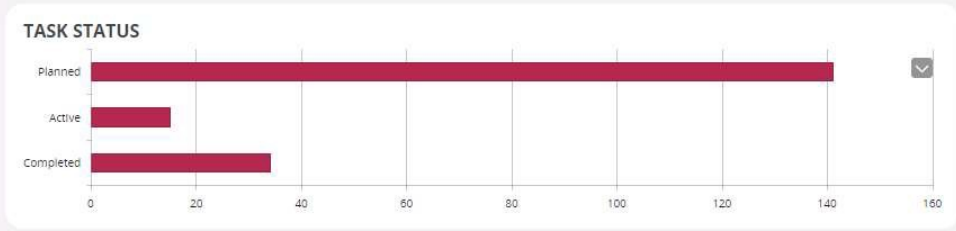
SALES CONTRACT MANAGEMENT

Company=% | Site=% | Report=LIVE | Days=7 | Contract Manager=% | Customer No=% | Salesman=% | Estimator=% | Quantity Surveyor=% | Contract Type=% | Region=% | Market=% | Bid Status=% | Statu... 100%

CONTRACTS 101	ITT TO RESP. 45	TASKS 190	APPLICATIONS 107	SUMMARY Total Value: 12233388 Total Work Value: 12233388 Total Certified Value: 4220014 Projects: 66 My Contract Revision Approvals: 0	LINKS Sales Contract Management Sales Contract Win/Lose Analysis Contract Change Order Management Copy Contract
--------------------------------	----------------------------------	----------------------------	-----------------------------------	--	--

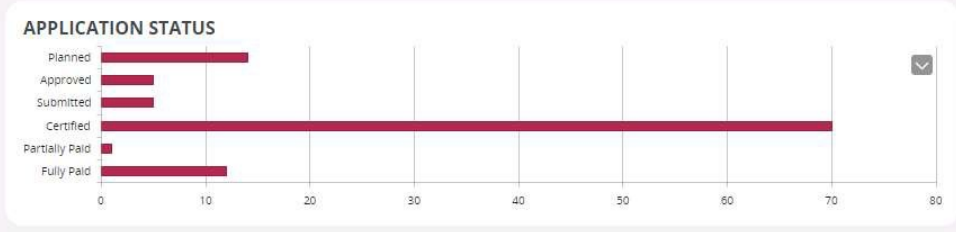
STATUS

ID	VALUE	CONT	TASKS	PRJ.	CCO	AFP	INV.
Enquiry	94123256	41	50	19	2	0	0
Estimated	766000	2	2	2	1	0	0
Tendered	30980900	7	24	5	1	0	0
Awarded	18624	1	0	1	0	1	0
Active	337721860	50	114	53	48	106	89



CONTRACT TYPE

ID	VALUE	CONT	TASKS	PRJ.	CCO	AFP	INV.
DB - Design & Build	384113725	35	94	31	20	50	38
2 - EPCI Contract	56494488	17	33	12	10	8	6
DME - Design, Manufactur...	5979107	4	24	4	3	14	20
INSTALL - Installation Cont...	3571515	10	2	6	0	9	8
1 - Bidding contract	3124166	9	17	5	5	4	4



CONTRACT MANAGER

ID	VALUE	CONT	TASKS	PRJ.	CCO	AFP	INV.
SEIN	111423070	26	52	23	28	45	33
CHKN	56476224	2	0	2	0	0	0
JAGR	6727598	11	51	7	7	17	23
PRSE	6375500	11	28	10	4	15	11
ANID	4935429	4	36	3	0	0	0

SALES CONTRACT OVERVIEW

ID	STATUS	REV.	CCO	VALUE	WORK	CERT.
C-1002	Enquiry	1	0	0	0	0
C-1003	Enquiry	1	0	1680000	0	0
C-1004	Enquiry	1	0	0	0	0
C-1005	Enquiry	1	0	73400	0	0
C-1008	Enquiry	1	0	0	0	0

- LOBBY
- PROJ...
- CON...
- SoW
- DELI...
- ADM...
- FINA...
- SERV...
- PARTS
- PRO...

Sales Contract

121223-HC1 - Damac Tower 1 of 1

Active

- 7
- +
- ✎
- 🗑️
- 📄
- 🔍
- Status
- Revision and Items
- New Application
- Indemnities
- Work Order Management
- Contract Change Order
- Summary
- Customer
- Tasks
- Contacts

Sales Contract No	Contract Name	Contract Type	Customer	Customer Category	Currency
121223-HC1	Damac Tower	DB - Design & Build	ALPHABET - Alphabet Ltd	Customer	GBP
Company	Site	Contract Reference	Customer Note	Contract Manager	Notes
MP-UK	MP-UK			SEIN - Sean Ingram	

- GENERAL INFORMATION
- RETENTION
- DEDUCTION
- PROJECT
- REVISION
- MARKUP
- ADVANCE PAYMENTS

Description			
Sales Contract Dates			
Planned Start	Planned Finish	Award Date	
10/06/2020, 08:57	16/07/2022, 00:00	04/05/2020, 00:00	
Financial Settings			
Calculation Type	Valuation Method	Invoice Method	Project Cost Calculation
Sales Value	Fixed Sales Value	Invoice After Certification	Committed and Used
Report Code	Tax Code	Multiple Tax Lines	Tax Structure Exists
INVO - Invoice (VAT Free)	V0 - Vat 0%	No	No
Credit Analyst	Quantity Surveyor	Estimator	Paying Customer
	PRSE - Prashant Sehgal	CRJE - Craig Scott Jepson	ALPHABET - Alphabet Ltd
Currency Type	Discount	Percentage To Recognize	Payment Method
1 - Normal	0%		
Payment Terms	Certificate Due Days		
30 - 30 Days Net	10		
Credit Approved	Indemnity Configuration ID		
<input type="checkbox"/>	SAL-01		

Sales Contract

Sales Contract Indemnities 121223-HC1 - Damac Tower 1 of 1

7

Sales Contract 121223-HC1 - Damac Tower	Contract type DB - Design & Build	Customer AL ALPHABET - Alphabet Ltd	Customer Category Customer	Currency GBP
Company MP-UK	Site MP-UK	Contract Reference	Customer Note	Contract Manager SEIN - Sean Ingram

Indemnities

Request No	Request Description	Indemnity Provider	Request Date	Indemnity Type	Indemnity Institute	Requirement Basis	Required Percentage	Required Value	Date Validation	Request Status	Contract at Request
100000007	Public Liability	Company	01/05/2020	I-005 - Public Liability Insurance	LIBERTY - Liberty Mutu...	Value		5,000,000.00	Yes	Requirement Fulfilled	
100000008	Professional Indemnity	Company	10/06/2020	I-006 - Professional Indemnity	ZURICH - Zurich Insura...	Value		15,000,000.00	Yes	Defined	

Attachments

Contract Indemnities

Revision and Items 121223-HC1 - 1 1 of 1

Active

[New Revision](#)
[Recalculate Contract Item Values](#)
[Freeze](#)
[Audit Trail Settings](#)
[Update Planned Revenue](#)
[Work Order Management](#)

Sales Contract	Revision No	Frozen	Tender Baseline	Contract Baseline	Revision Date	Audit Trail	Contract Change Order Required
121223-HC1	1	No			10/06/2020	No	No
Change Comment Required	Update Allowed During Approval	Report Planned Revenue	Revision Note				
No	No	<input checked="" type="checkbox"/>					

Lines

Line No	Line Name	Sales Value Contract Currency	Line Type	Change Order No
1	Preliminaries	43,524,460.00	Original Contract	
2	Site Works	1,791,908.00	Original Contract	
3	Superstructure	84,832,017.00	Original Contract	
4	Fit Out	41,262,620.00	Original Contract	
5	Services	44,380,637.00	Original Contract	
6	Consultants	5,967,614.37	Original Contract	
7	Contingency	5,488,700.49	Original Contract	
8	Margin	12,539,887.63	Original Contract	
9	Commercial Discount	-750,000.00	Original Contract	
10	EAI008 - 7 No. Missing King Posts & Scenic Lift	95,000.00	Original Contract	
11	Abnormal Excavation Works	45,000.00	Original Contract	
12	Additional Security	45,000.00	Original Contract	

Contract Scope

Deleted Items ▼

Attachments ▼

- Home
- Navigation
- Search
- Sales
- Sub
- Index
- Profile
- Project
- New
- New
- Project
- Mont
- Invo
- Billin
- Project

Revision and Items 121223-HC1 - 1 1 of 1 Active

New Revision
Recalculate Contract Item Values
Freeze
Audit Trail Settings
Update Planned Revenue
Work Order Management

Sales Contract	Revision No	Frozen	Tender Baseline	Contract Baseline	Revision Date	Audit Trail	Contract Change Order Required
121223-HC1	1	No			10/06/2020	No	No
Change Comment Required	Update Allowed During Approval	Report Planned Revenue	Revision Note				
No	No	<input checked="" type="checkbox"/>					

Lines


Line No	Line Name	Sales Value Contract Currency	Line Type	Change Order No
1	Preliminaries	43,524,460.00	Original Contract	

ITEMS

Item Reference Code	Item No	Item Name	UoM	Quantity	Create Project Rental Line	Sales Part	Rental Quantity	Rental Duration	Sales Rate	Sales Value	Calculation Method	Calculation Type	Valuation Method
	1	Preliminaries - 0% VAT			No					39,224,243.35	Fixed	Sales Value	Fixed Sales Value
	2	Preliminaries - 20% VAT			No					4,300,216.65	Fixed	Sales Value	Fixed Sales Value

2	Site Works	1,791,908.00	Original Contract	
3	Superstructure	84,832,011.00	Original Contract	
4	Fit Out	41,200,000.00	Original Contract	
5	Services	44,300,000.00	Original Contract	
6	Consultants	5,967,614.37	Original Contract	
7	Contingency	5,488,700.49	Original Contract	
8	Margin	12,539,887.63	Original Contract	

Contract Scope



Revision and Items CH001/01 - 1 1 of 1

Active

New Revision
Recalculate Contract Item Values
Freeze
Audit Trail Settings
Update Planned Revenue
Work Order Management

Sales Contract	Revision No	Frozen	Tender Baseline	Contract Baseline	Revision Date	Audit Trail	Contract Change Order Required
CH001/01	1	No			10/12/2020	No	No
Change Comment Required	Update Allowed During Approval	Report Planned Revenue	Revision Note				
No	No	<input checked="" type="checkbox"/>					

Lines

Line No	Line Name	Sales Value Contract Currency	Line Type	Change Order No
1	Link 1A CH 2000 - CH 8500	190,768.78	Original Contract	

ITEMS

Item No	Item Name	Item Description	UoM	Quantity	Sales Rate	Sales Value	Calculation Method	Calculation Type	Valuation Method	Tax Code	Tax A
1	Safety Barriers	Safety barrier containment performance class H1 workin	m	332	39.57	13,137.24	Per Unit	Sales Value	Fixed Sales Value	2 - VAT 20%	2,6
2	Safety Barriers	Safety barrier containment performance class N2 workin	m	100	52.73	5,273.00	Per Unit	Sales Value	Fixed Sales Value	2 - VAT 20%	1,0
3	Safety Barriers	Safety barrier containment performance class N2 workin	m	64	32.93	2,107.52	Per Unit	Sales Value	Fixed Sales Value	2 - VAT 20%	4
4	Safety Barriers	Safety barrier containment performance class N2 workin	m	56	32.93	1,844.08	Per Unit	Sales Value	Fixed Sales Value	2 - VAT 20%	3
5	Safety Barriers	Safety barrier containment performance class N2 workin	m								
6	Safety Barriers	Safety barrier containment performance class N2 workin	m								
7	Safety Barriers	Safety barrier containment performance class N2 workin	m								
8	Safety Barriers	Transition, 10m long from containment performance cla	n	1	116.74	116.74	Per Unit	Sales Value	Fixed Sales Value	2 - VAT 20%	
9	Terminals	Terminal section performance class P1 designed to be irr	n	18	748.81	13,478.58	Per Unit	Sales Value	Fixed Sales Value	2 - VAT 20%	2,6

Different Contract Types and Structures

Application for Payment Partially Paid

121223-HC1 - 1 1 of 4

[Print Application](#)
[Sales Contract](#)
[Create AFP Transaction Report](#)
[Contract Item Details](#)

Application No	Customer Certificate No	Application Date	Sales Contract	Project ID	Valuation No
1		20/05/2020	121223-HC1 - Damac Tower	MX0002 - Damac Tower	1
Currency Code	Customer	Company	Site	Billing Sequence	Supply Country
GBP	ALPHABET - Alphabet Ltd	MP-UK	MP-UK		UNITED KINGDOM
Notes					

Work Value	Stored Material	Total Value	Work Certified	Stored Material Certified	Total Certified
43524460	0	43524460	43524460		43524460

Line No	Line Name	Work Value	Stored Material Value	Total Value	Line Contract Value	Work Certified	Stored Material Certified	Total Certified
1	Preliminaries	43,524,460.00	0.00	43,524,460.00	43,524,460.00	43,524,460.00		43,524,460.00

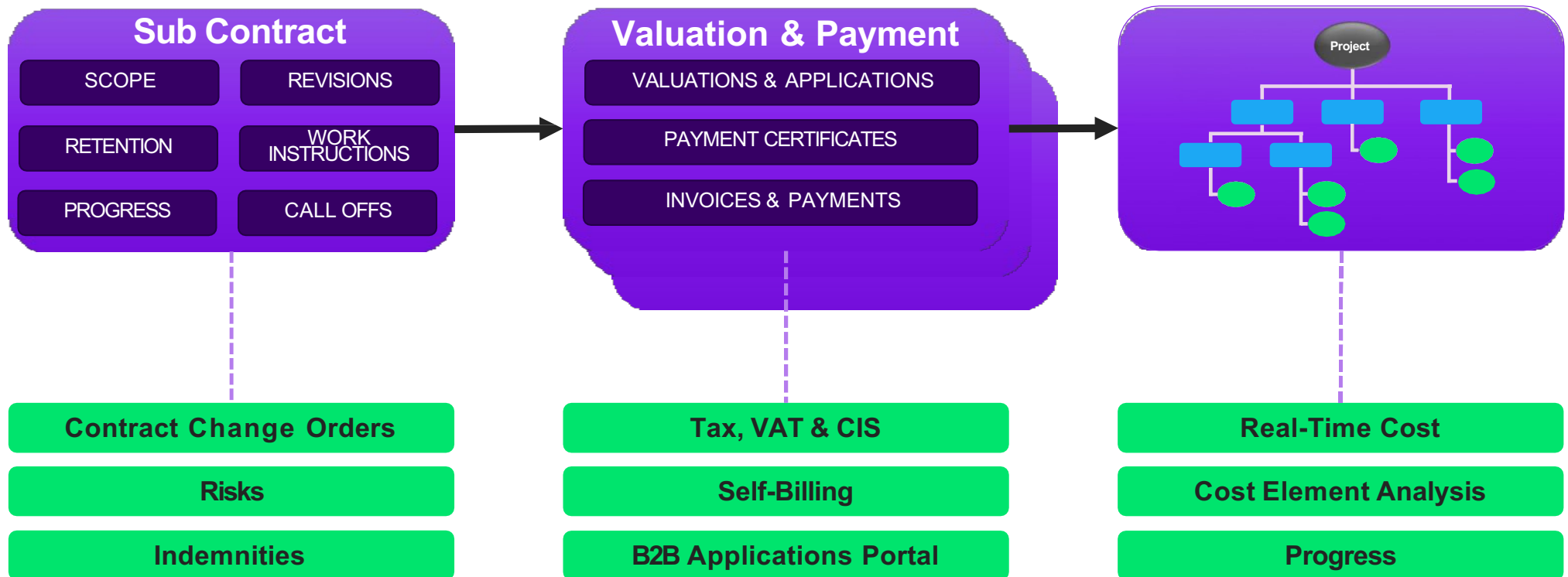
Item No	Item Name	Sales Value	Enter Certified	Total Retention	Previous	Certified Stored
1	Preliminaries - 0% VAT	39,224,243.35				
2	Preliminaries - 20% VAT	4,300,216.65				
2	Site Works	0.00	0.00	0.00	1,791,908.00	0.00
3	Superstructure	0.00	0.00	0.00	84,832,017.00	0.00
4	Fit Out	0.00	0.00	0.00	41,362,630.00	0.00

Applications for Payment



Project Execution

Sub Contract Management



Sub Contract C100000040 - Temporary Services 1 of 1

Active

- 22
- +
- ✎
- 🗑️
- 📄
- 🔍
- Status ▾
- Revision and Items
- New Valuation
- Valuation
- Call Off
- Summary
- Copy Contract
- Indemnities
- Contract Change Order ▾
- Approvals
- Tasks
- ⋮
- 📌

Sub Contract No	Contract Name	Contract Type	Supplier	Contract Reference
C100000040	Temporary Services	TEMP-SERV - Temporary Services	UNITECH - Unitech	M1011 - Southbank Plaza
Contract Manager	Currency	Company	Site	Description
SEIN - Sean Ingram	GBP	53	530	Unitech Ltd
Note				

GENERAL INFORMATION RETENTION DEDUCTION PROJECT REVISION ADVANCE PAYMENTS

Sub Contract Dates

Planned Start	Planned Finish	Awarded	Actual Start	Actual Finish	Closed
08/05/2020, 09:35		01/04/2020, 00:00	10/05/2020, 08:20		

Valuation Settings

Certificate Response Days	Valuation Method	B2B-supplier, Create Valuation Allowed	Receive Application
14	Fixed Value	<input checked="" type="checkbox"/>	<input type="checkbox"/>

Financial Settings

Payment Terms	Payment Method	Payment Process	Tax Code
30 - 30 Days Net	BLFF - BLFF	Payment by Invoice	2 - M17 200

Currency Type	Quantity Surveyor	Indemnity Configuration ID
1 - Normal	PRSE - Prashant Sehgal	SUB-01

Sub Contract

- INDU...
- SOL...
- Sales...
- Sub ...
- Sche...
- inde...
- My TL...
- Profe...
- Proje...
- Proje...
- New ...
- New ...
- proje...

Revision and Items

C100000040 - 1 1 of 1

Active

[New Revision](#)
[Valuation](#)
[New Valuation](#)
[Freeze Revision](#)
[Audit Trail Settings](#)
[Update Planned Cost](#)

Sub Contract	Revision No	Frozen	Report Planned Cost	Revision Date	Invitation Baseline	Contract Version	Contract Baseline
C100000040	1	No	<input checked="" type="checkbox"/>	08/05/2020	Yes	1	No
Audit Trail	Contract Change Order Required	Change Comment Required	Update Allowed During Approval	Reason	Revision Note		
No	No	No	No				

Lines

Line No	Line Name	Value Contract Currency	Line Type	Change Order No
1	Scope of Works	259,661.00	Original Contract	

ITEMS

Item No	Item Name	Item Type	Value	Tax Code	Tax Amount	Multiple Tax Lines	Valuation Method	Status	Purchase Part Site	Calculation Method	Purchase Part
1	Preliminaries	1703 - Temporary Services	15,000.00	2 - VAT 20%	3,000.00	No	Fixed Value	Completed		Fixed	
2	Existing Installation & Conditions	1703 - Temporary Services	8,500.00	2 - VAT 20%	1,700.00	No	Fixed Value	Completed		Fixed	
3	11kV Installations	1703 - Temporary Services	6,200.00	2 - VAT 20%	1,240.00	No	Fixed Value	Work In Progress		Fixed	
4	General Distribution										
5	Lighting										
6	Site Pedestrian & Vehicle										
7	Temporary Mechanical & Public Health	1703 - Temporary Services	7,020.00	2 - VAT 20%	1,404.00	No	Fixed Value	Work In Progress		Fixed	
8	Water Quality, Testing & Sterilisation	1703 - Temporary Services	11,400.00	2 - VAT 20%	2,280.00	No	Fixed Value	Work In Progress		Fixed	
9	Temporary Public Health/Foul Drainage	1703 - Temporary Services	9,220.00	2 - VAT 20%	1,844.00	No	Fixed Value	Work In Progress		Fixed	

Sub Contract Scope

Sub Contract Indemnities C100000040 - Temporary Services 1 of 1

22

Sub Contract	Contract Type	Supplier	Contract Reference
C100000040 - Temporary Services	TEMP-SERV - Temporary Services	UNITECH - Unitech	M1011 - Southbank Plaza
Contract Manager	Currency	Company	Site
SEIN - Sean Ingram	GBP	53	530

Indemnities

Request No	Request Description	Indemnity Provider	Request Date	Indemnity Type	Indemnity Institute	Requirement Basis	Required Percentage	Required Value	Date Validation	Request Status
100000032	Bank Guarantee	Company	14/12/2020	S-001 - Bank Guarantee	LIBERTY - Liberty Mutual Insuranc...	Value	573.60 %	1,600,000.00	Yes	Defined
100000003	Performance bond	Supplier	03/04/2020	S-002 - Performance Bond	ZURICH - Zurich Insurance Group ...	Percentage	10.00 %	27,894.10	Yes	Defined
100000004	Public Liability Insurance	Supplier	09/04/2020	I-005 - Public Liability Insurance	HSBC - HSBC Bank Plc	Value	537.75 %	1,500,000.00	Yes	Requirement Fulfilled

Attachments

Sub Contract Indemnities

Sub Contract Valuation Certified



Valuation No: 1 Contract: A-A22-A2202-01 - Site Security

Contract Currency: GBP Payment Status: B2B Status: Application No: 1 Certificate No: 1

Project: MX0002 - DAMAC TOWER Billing Sequence: Valuation Currency: GBP Receive Application: No Valuation Completed: Notes:

GENERAL SUMMARY **ITEM VALUATION** RETENTION INVOICE & PAYMENT INFO DEDUCTION

Work Value	Stored Material	Total Value	Work Certified	Stored Material Certified	Total Certified
65,402.06	0.00	65,402.06	65,402.06	0.00	65,402.06

Lines

Line	Work Value	Stored Material Value	Total Value	Contract Value	Work Certified	Stored Material Certified	Total Certified
1 - Security Guard 1	41,225.18	0.00	41,225.18	206,125.92	41,225.18		41,225.18

ITEMS

Item No	Item Name	Item Type	Value	Enter Valuation %	Valuation Value	Enter Application %	Application Work Value	Certified Work	Previous Certified Total	Total Retention Applied For	Total Retention Certified	Previous Valuation Value
1	Security Guard 1	A2202 - Security Guards / Patrols	206,125.92	20 %	41225.184		41,225.18	41,225.18	0.00	2,061.26	2,061.26	
2	Security Guard 2		24,176.88		24,176.88		161,179.20	24,176.88				
3	Security Guard 3		0.00		0.00		193,415.04	0.00	0.00			
4	Security Guard 4		0.00		0.00		193,415.04	0.00	0.00			

Sub Contract Valuation

A-A22-A2202-01 - 1 1 of 2

Print Certificate



Payment Notice

Valuation No: 1
 Contract: A-A22-A2202-01 - Site Security
 Company: MP-UK
 Contract Currency: GBP
 Payment Status: B2B Status
 Project: MX0002 - DAMAC TOWER
 Billing Sequence: Valuation Curr: GBP

GENERAL	SUMMARY	ITEM VALUATION	RETENTION	INVOICE & PAYMENT INFO	DEDUCTION
Work Value	Stored Material	Total Value	Work Certified	Stored Material Certified	Total Certified
65,402.06	0.00	65,402.06	65,402.06	0.00	65,402.06

Line	Work Value	Stored Material Value	Total Value	Con
1 - Security Guard 1	41,225.18	0.00	41,225.18	2

Item No	Item Name	Item Type
1	Security Guard 1	A2202 - Security Guards / Patrols
2	Security Guard 2	
3	Security Guard 3	
4	Security Guard 4	

FAO:
Contractor address for service:
 33 Station Road
 RH6 8HY
 Surrey
Project Reference No: M1011 - Southbank
Contract/Valuation: C100000040/01
Date: 15-May-20
Site:
 Dear Sirs,
Payment Notice
 We write further to the project specific instruction for Works at the Site entered into between Unitech and the Employer dated pursuant to the Construction UK plc Standard call-off contract dated entered into between: (i) Unitech and (ii) London Group Plc, (iii) Lambeth Construct Plc, (iv) Thames Build Limited, (v) Tower West London Limited, (vi) St Thomas Limited and (vii) Baker Homes LLP (Together, the contract).

We refer to your application for payment 1 dated 06-Apr-20 in the gross sum of £ , stating a new sum due of £

We have reviewed the application and we consider that the sum due at the Due Date (as defined in Clause 9.5.6a of the Contract) is £ , The basis on which this sum is calculated is as follows:

	Cumulative Applied	Total Certified	Previous Certified	This Certified
	GBP	GBP	GBP	GBP
Value of work certified (see		31,900		31,900

We write further to the project specific instruction for Works at the Site entered into between Unitech and the Employer dated pursuant to the Construction UK plc Standard call-off contract dated entered into between: (i) Unitech and (ii) London Group Plc, (iii) Lambeth Construct Plc, (iv) Thames Build Limited, (v) Tower West London Limited, (vi) St Thomas Limited and (vii) Baker Homes LLP (Together, the contract).

We refer to your application for payment 1 dated 06-Apr-20 in the gross sum of £ , stating a new sum due of £

We have reviewed the application and we consider that the sum due at the Due Date (as defined in Clause 9.5.6a of the Contract) is £ , The basis on which this sum is calculated is as follows:

	Cumulative Applied	Total Certified	Previous Certified	This Certified
	GBP	GBP	GBP	GBP
Value of work certified (see		31,900		31,900
Less Discount	0%	0		0
Less Retention	5%	1,595		1,595
Less Deductions	0%	0		0
Add Retention Released				
Add Tax		6,061		6,061
Less Tax Withheld		0	0	0
Total Amount Due		36,366		36,366

Approved By: Sean Ingram
 Approved Date: May 10, 2020
 Prepared By: Valuation Date
 Valuation Date: May 10, 2020

Certified

Site
MP-UK

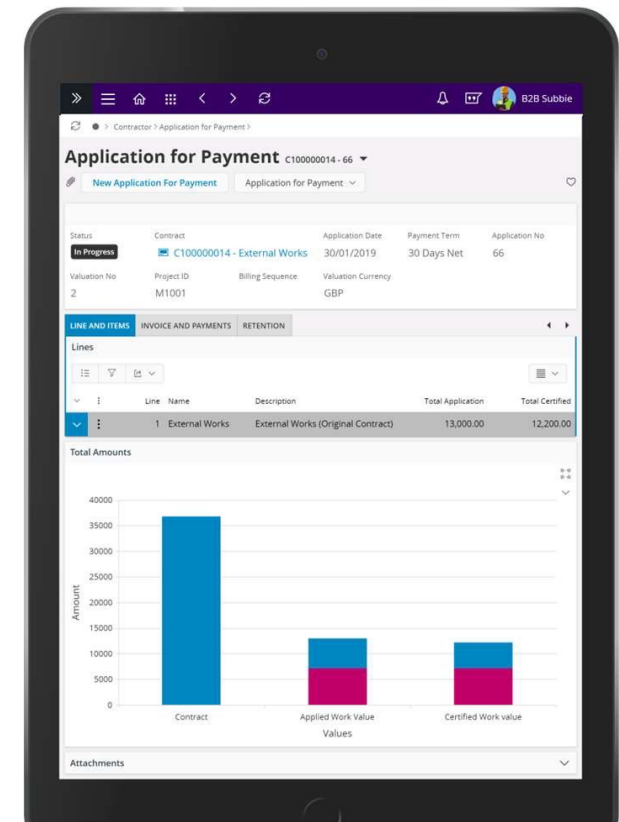
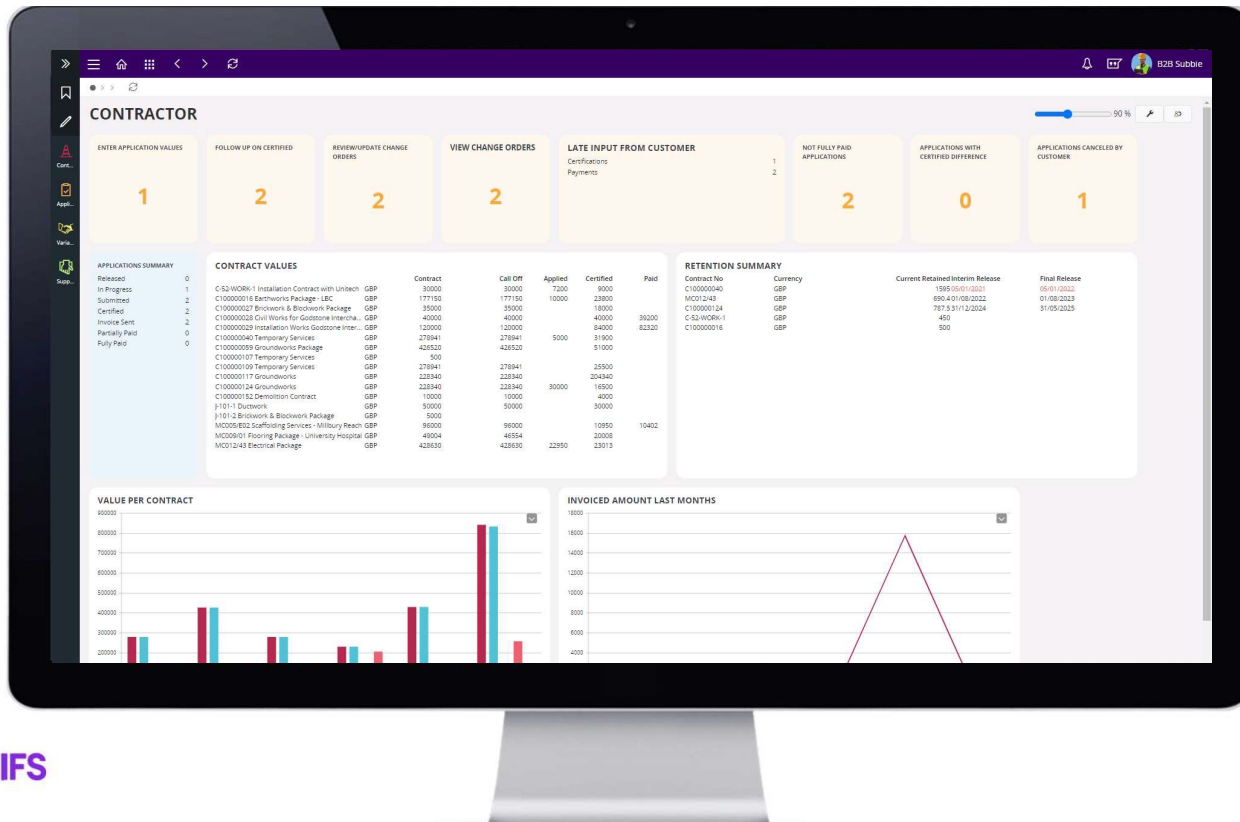
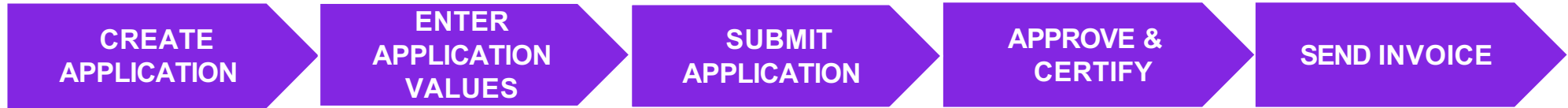
Total Retention Applied For: 2,061.26

Total Retention Certified: 2,061.26

Previous Valuation Value:

B2B Sub Contractor Portal

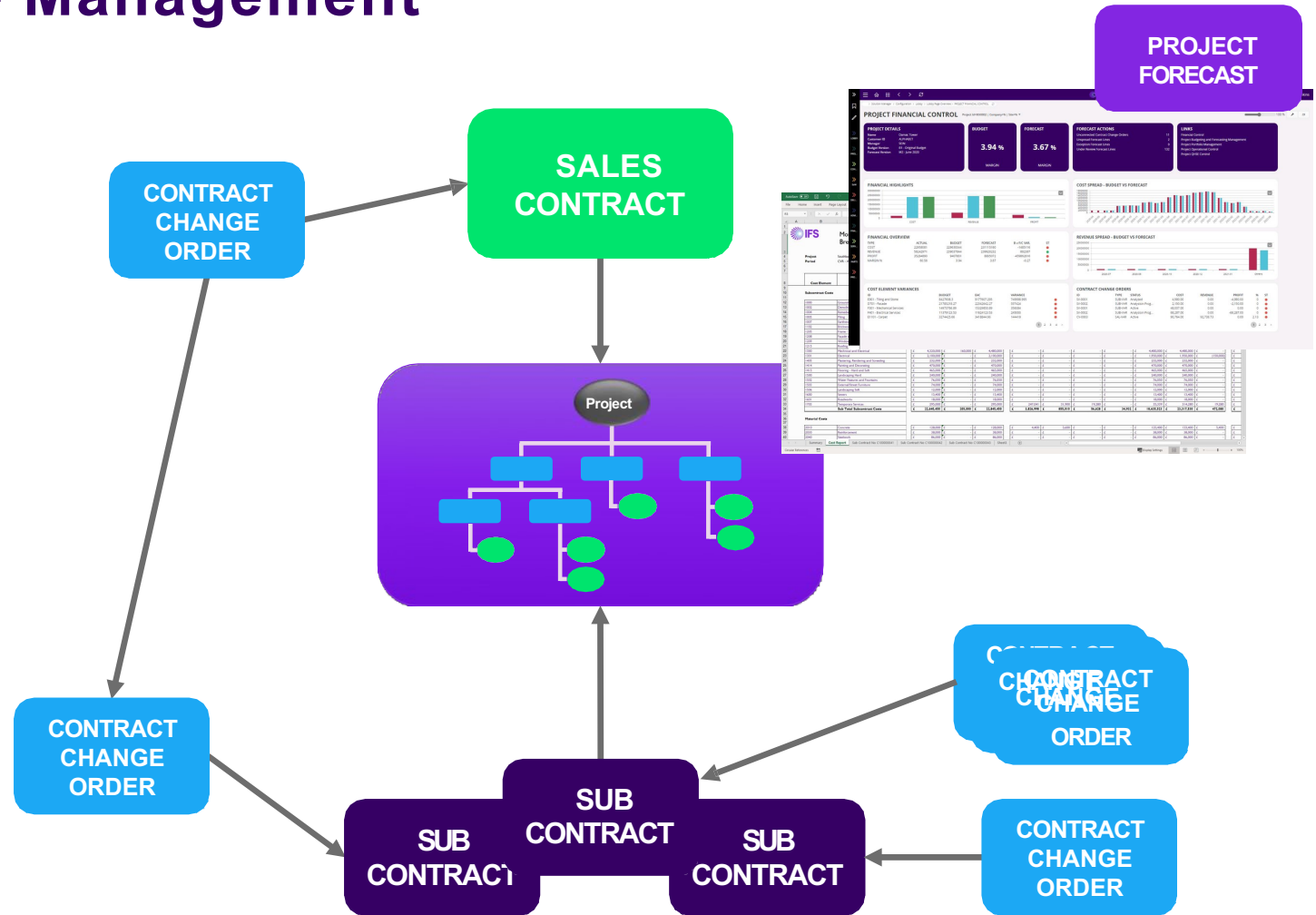
Digital Application for Payment Process



Contract Change Management

Change Orders

- **Sales Contract**
 - E.g. Client Variations
- **Sub Contract**
 - E.g. Sub Contract Variations
- **Parent/Child Change Orders**
- **Change Orders Integrated with Project Forecasting**
- **Forecast Changes**
 - E.g. Budget Transfers



Contract Change Order SV-0001 - Out of Hours Works to Oct 2018 1 of 4 Active

+ - ✎ 🗑️ 📄 🔍 Status Approvals Copy Contacts Forecast

Change Order No.	Change Order Name	Company	B2B Status	Change Type	Priority	Project ID
SV-0001	Out of Hours Works to Oct 2018	MP-UK		SUB-VAR - Sub Contract Var...		MX0002
Currency	Supplier ID	Sub Contract No	Parent Change Order	Relations Exists	Notes	
GBP	ABC - ABC Supplies UK Lt	A-A22-A2202-01		No		

GENERAL **FINANCIAL - THIS ORDER** FINANCIAL - TOTAL SUB ORDERS RELATED SUB ORDERS OBJECT CONNECTIONS CONTACTS TASKS HISTORY IMPACT

	Expected	Requested	Agreed
Revenue This Order			
Cost This Order	48,007.00	48,007.00	48,007.00
Revenue Sub Orders			
Cost Sub Orders			
Profit	-48,007.00	-48,007.00	
Margin (%)			

Amount Vs. Expected Analysis

Financial Impact

	Cost/Revenue Element	Element Type	Expected Cost	Requested Cost	Agreed Cost	Expected Revenue	Requested Revenue	Agreed Revenue	Expected Hours	Requested Hours	Agreed Hours	CBS Node
<input type="checkbox"/>	A2202 - Security Guards / P...	Cost	48,007.00	48,007.00	48,007.00							No

Attachments

Contract Change Orders

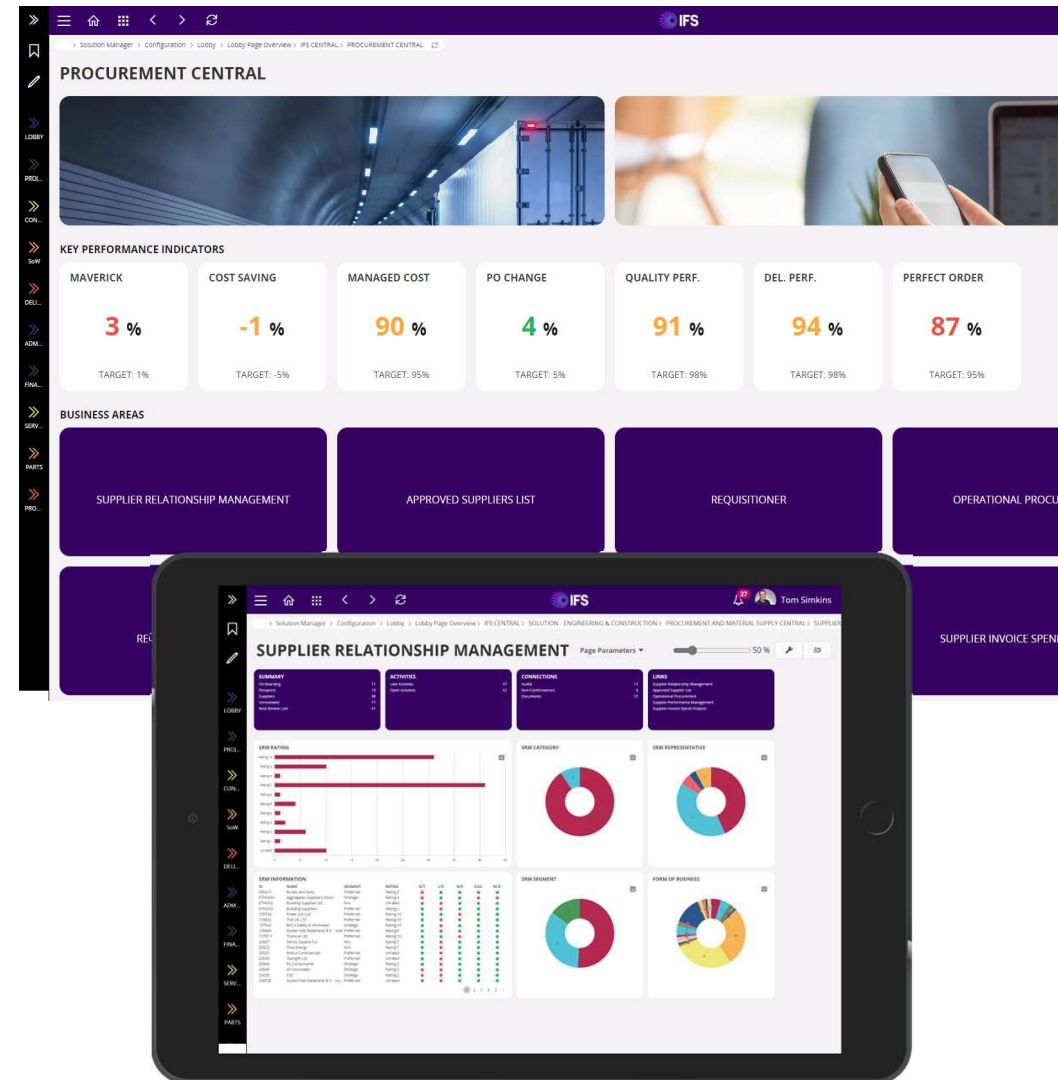
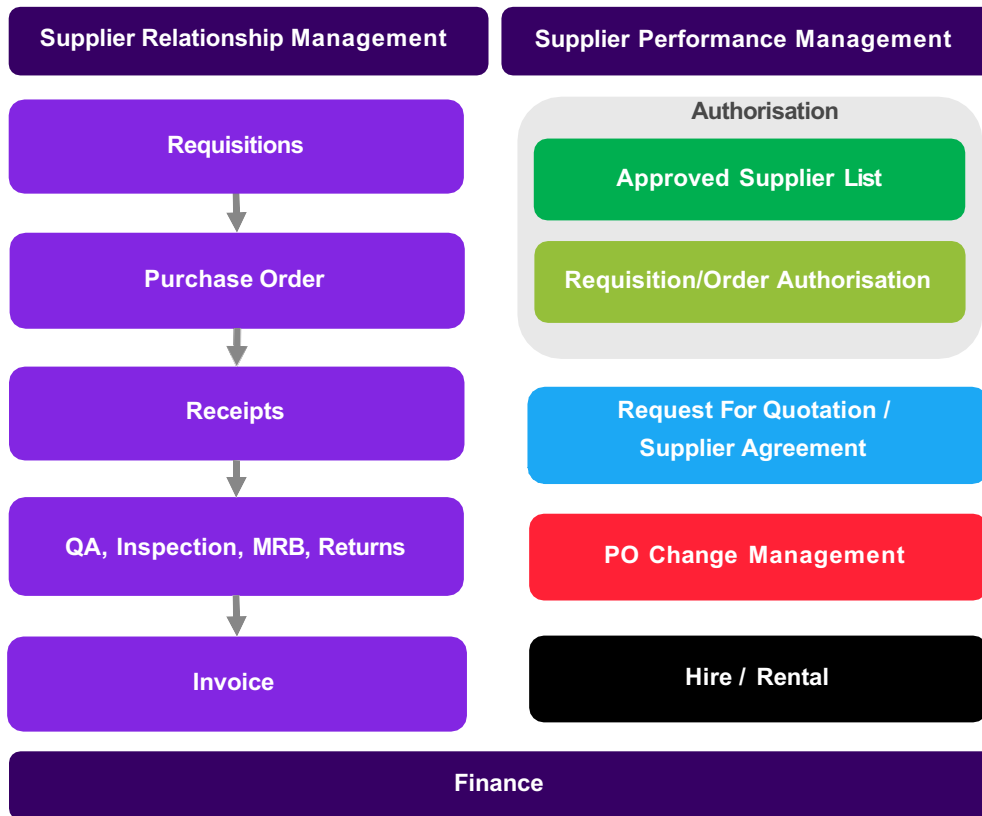
-
-
-
-
-
-
-
-
-
-
-
-
-
-
-
-
-
-
-
-
-
-



Procurement & Material Supply



Procurement Solution Overview



SUPPLIER RELATIONSHIP MANAGEMENT - SUPPLIER

Supplier Id=DENSO | Perfect Order Target=95 | Company=53A | Site=53-01 | Days=365 | Delivery Target=98 | Quality Target=98

100% [Zoom Icon]

SUPPLIER INFO

NAME: Denso
 DEFAULT LANGUA... English
 COUNTRY: UNITED KINGDOM
 CATEGORY: Prospect
 CREATION DATE: 24/01/2019
 FORM OF BUSINE... Electricals and Electronics

SRM INFO

Segment: Strategic
 Rating: Rating 2
 Previous Rating: Rating 7
 Latest Review Date:
 Next Review Date:
 Main Rep.: PRSE

CONNECTIONS

Audits 1
 Non-Conformances 0
 Documents 2

LINKS

Supplier Relationship Management
 Approved Supplier List
 Operational Procurement
 Supplier Performance Management
 Supplier Invoice Spend Analysis

PERFECT ORD. %

0

TARGET: 95%

DELIVERY %

0

TARGET: 98%

QUALITY %

0

TARGET: 98%

ONBOARDING



SPEND THIS YEAR

0

SPEND LAST YEAR

0

SUPPLIER ONBOARDING

STEP	DESC.	APP.	EARLIEST	APP DT.	ELAP.	SIGN.	STATUS
10	Issue Supplier Questiona...	10	25/01/2019	24/01/2019	-1	PRSE	Approved
20	Credit Check	FIN	25/01/2019	25/01/2019	0	PRSE	Approved
30	Verify Insurance Docs	UD1	25/01/2019		1262		Current
40	Quality Check	QA	25/01/2019		1262		Pending

QUALITY

Approval Status: Denied
 Date: 29-NOV-19
 Type: QC1
 Next Audit: 29-NOV-22
 Notes:

CODE OF CONDUCT

Approval Status: Approved
 Date: 29-NOV-19
 Type: COC1
 Next Audit: 29-NOV-22
 Notes:

ACTIVITY STATUS



ENVIRONMENTAL

CREDIT

Supplier Onboarding & Management

SRM ACTIVITIES

ACT.	DESC.	TYPE	REP ID.	STATUS	END	LATE
------	-------	------	---------	--------	-----	------

CONNECTED DOCUMENTS

TITLE	CLASS	NO	SH.	REV.	STATUS
-------	-------	----	-----	------	--------

Sort by

DE DENSO
Name: Denso
Association No:
Category: Prospect

INDU...

SOL...

Sales...

Sub ...

Sche...

inde...

My TI...

Profe...

Proje...

Proje...

New ...

New ...

Proje...

Supplier DENSO - Denso 1 of 1

6 + [edit] [delete] [archive] [refresh]

Copy Supplier Change Supplier Category Supplier 360 Manage Data Processing Purposes Lobby - Supplier Relationship Management

Supplier	Name	Association No
DENSO	Denso	
One-Time Supplier	B2B Supplier	Valid Data Processing Purpose
<input type="checkbox"/>	<input type="checkbox"/>	No

Logo



Delete Browse

General Information

Default Language	Country	Category	Suppliers Own ID
English	UNITED KINGDOM	Prospect	
Creation Date	Form of Business	Identifier Reference	ID Reference Validation
24/01/2019	E - Electricals and Electronics		None

Our ID at Supplier

[list] [filter] [add]

Company	Our ID
---------	--------

(No data)

Attachments

Supplier Onboarding & Management

Purchase Parts

Part	Purchase Part Description	Site	Alternate Parts Exist	Created	Default Purch UoM	Taxable	Buyer ID	Quality Approval Date	QC Analyst ID
YWB300248	WASHER CRINKLE M3 ST ST BS4463	64P1 - Company 64 Plant 1	No	01/10/2018	PCS - piece	Yes	PRSE - Prashant S...		
YWB300233	WASHER CRINKLE M2.5 STST BS4463	64P1 - Company 64 Plant 1	No	01/10/2018	PCS - piece	Yes	PRSE - Prashant S...		
YWA660555	WASHER PLN M3FORMASTSTL BS4320 *T*	64P1 - Company 64 Plant 1	No	01/10/2018	PCS - piece	Yes	PRSE - Prashant S...		
YSA50022E	F60A O RING SEAL 20.35x1.78 FLUOROSILICONE	64P1 - Company 64 Plant 1	No	01/10/2018	PCS - piece	Yes	PRSE - Prashant S...		
WS1	Washer	64P1 - Company 64 Plant 1	No	04/12/2018	PCS - piece	Yes	SEIN - Sean Ingram		
US-P-O-117N-CU	CU Outer 117M N Painted	64P1 - Company 64 Plant 1	No	12/05/2020	in - inch	Yes	PRSE - Prashant S...		
US-P-O-117N	ALU Outer 117M N Painted	64P1 - Company 64 Plant 1	No	11/05/2020	in - inch	Yes	PRSE - Prashant S...		
US-P-I-117E-CU	CU Inner 117mm E Painted	64P1 - Company 64 Plant 1	No	12/05/2020	in - inch	Yes	PRSE - Prashant S...		
US-P-I-117E	ALU Inner 117mm E Painted	64P1 - Company 64 Plant 1	No	11/05/2020	in - inch	Yes	PRSE - Prashant S...		
US-CU-115X6	Copper 115X6MM 6101-T61	64P1 - Company 64 Plant 1	No	12/05/2020	PCS - piece	Yes	PRSE - Prashant S...		
US-AL-115X6	ALU 115X6MM 6101-T61	64P1 - Company 64 Plant 1	No	11/05/2020	in - inch	Yes	PRSE - Prashant S...		
UL-P-ESP-D115-03	UL Painted Earthside Plat 03	64P1 - Company 64 Plant 1	No	11/05/2020	PCS - piece	Yes	PRSE - Prashant S...		
UL-P-ESP-D115-02	UL Painted Earthside Plat 03	64P1 - Company 64 Plant 1	No	11/05/2020	PCS - piece	Yes	PRSE - Prashant S...		
UL-JB1B	Joint Block	64P1 - Company 64 Plant 1	No	11/05/2020	PCS - piece	Yes	PRSE - Prashant S...		
UL-JB1A	Joint Block	64P1 - Company 64 Plant 1	No	11/05/2020	PCS - piece	Yes	PRSE - Prashant S...		
UL-DJB	Double	64P1 - Company 64 Plant 1	No	11/05/2020	PCS - piece	Yes	PRSE - Prashant S...		
UL-COPPER-BRAID-160...	IBSB 25-287	64P1 - Company 64 Plant 1	No	11/05/2020	PCS - piece	Yes	PRSE - Prashant S...		
UL-COPPER-BRAID-160...	IBSB 25-287	64P1 - Company 64 Plant 1	No	11/05/2020	PCS - piece	Yes	PRSE - Prashant S...		
TOB-LK	Tap Off Box Locks	64P1 - Company 64 Plant 1	No	11/05/2020	PCS - piece	Yes	PRSE - Prashant S...		
TIC-220	Thermal Imaging Camera	64P1 - Company 64 Plant 1	No	21/06/2020	EA - EA	Yes	PRSE - Prashant S...		

Supplier Catalogues

Vertical sidebar with icons for: Proj..., Sales..., Sub..., Proj..., Proj..., New..., New..., Proj..., Mont..., Invo..., Billin..., Proj...

Supplier for Purchase Part 015743 - HCP Pumps GDR-400 (230V) Puddle Sucker Water Pump - 64P1 - ABC 1 of 1

[5](#)
[+](#)
[✎](#)
[🗑️](#)
[📄](#)
[🔍](#)
[Create Sales Part](#)
[Supplier Warranty](#)
[Control Plan](#)
[Export Control](#)
[Emissions](#)
[Alternate Purchase Parts](#)
[Document Text](#)

Part	Supplier	Supplier Contact	Site
015743 - HCP Pumps GDR-400 (230V) Puddle Sucker Water...	ABC - ABC Supplies UK Ltd	Dave Senior - null	64P1
Active	Document Text		
<input checked="" type="checkbox"/>	<input type="checkbox"/> No		

Notes

[GENERAL](#)
[INSPECTION INFO](#)
[PRICE LIST](#)
[RENTAL PRICE LIST](#)
[MANUFACTURERS](#)
[CONSIGNMENT](#)
[CHARGES](#)
[DELIVERY OVERHEADS](#)

Line No	Min Qty	Valid From	Valid To	Price	Price incl Tax/Curr	Currency	Discount(%)	Add Cost Net/Curr	Additional Cost incl. Tax	EDI Price Catalog No	EDI Price Catalog Reference	Creation Date	Status
1	0	30/09/2019		315.00	378.00	GBP	0	0.00	0.00			30/09/2019	Active
2	10	30/09/2019		305.00	366.00	GBP	0	0.00	0.00			30/09/2019	Active
3	30	30/09/2019		295.00	354.00	GBP	0	0.00	0.00			30/09/2019	Active

Attachments

Supplier Price Lists

Supplier Agreement H100 - HOTT - 501 Active

Tools: +, -, Status, Create Business Activity, Create Request for Quotation, Print Supplier Agreement Report, Document Text

Agreement No	Supplier	Owning Site	Currency	Priority	Group Agreement
H100	HOTT - Hotter Powders	501 - UK Main	GBP		<input checked="" type="checkbox"/>
Step Pricing Basis	Part Assortment	Buyer			
Cumulative		JEAN - Jean Alesi			

GENERAL PERIODS VALID SITES PARTS SUPPLIER ASSORTMENTS ACTIVITIES

Created	Agreement Group	Agreement Type	Max Amount Option	Review Date	Project ID
22/11/2003	STD - Standard Agreement	Purchase Agreement	Exceed With Warning	01/01/2011	
Campaign	Reference	Termination Condition	Payment Terms	Notes	
			30 - 30 Days Net		

Delivery Information			Indicators		
Delivery Terms	Delivery Terms Location	Ship-Via	Use Price Incl Tax	Effective while Negotiating	Use Gross Amounts
DT1 - Delivery Terms 1		SV1 - Ship Via 1	<input type="checkbox"/>	<input type="checkbox"/>	<input type="checkbox"/>
			Document Text		
			No		

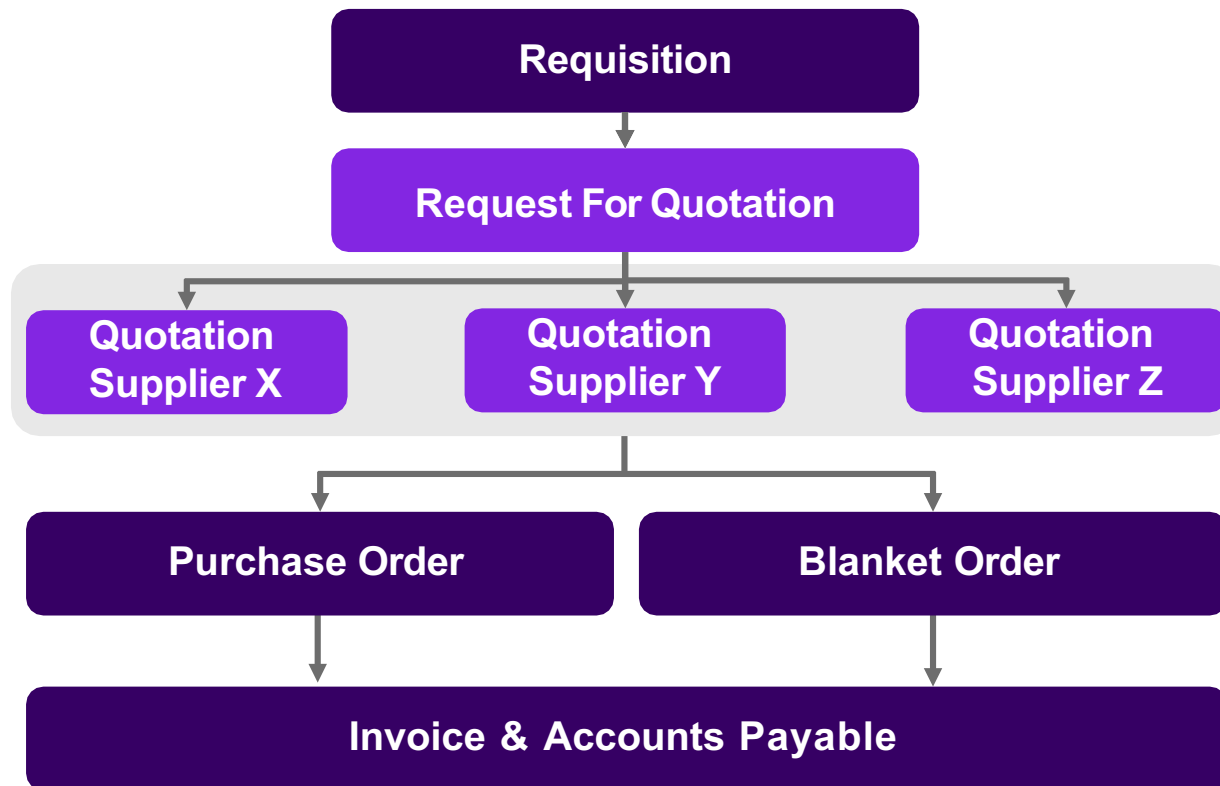
Attachments

Supplier Agreements

Vertical sidebar navigation icons: Home, Sales, Sub, Project, New, Invoicing, Billing, Project

Request for Quotation

Procurement



Connection Filter
 Connection Type ▾ Object Key ▾ Hide Zero Value

M1002
 Started
 Name: Lambeth Business Centre

< Back

Materials and Services ▾

- ▾ M1002 - Lambeth Business Centre
 - ▶ 100 - Tender
 - ▶ 200 - Preliminaries
 - ▶ 300 - Management
 - ▶ 400 - Design
 - ▶ 500 - Procurement
 - ▶ 600 - Work Packages (Internal & External)
 - ▶ 700 - Commissioning and Handover
 - ▶ 800 - General Costs and Revenue

Project Materials and Services

42 Definition Status Demand Supply Work Orders Quotation List View Project PNG Net Project Material Perform PMRP Per Project

Project: M1002 - Lambeth Business Centre Company: 53 - Asset and Construction Ltd Base Currency: GBP - Pound Sterling Project Status: Started

Manager: SEIN - Sean Ingram

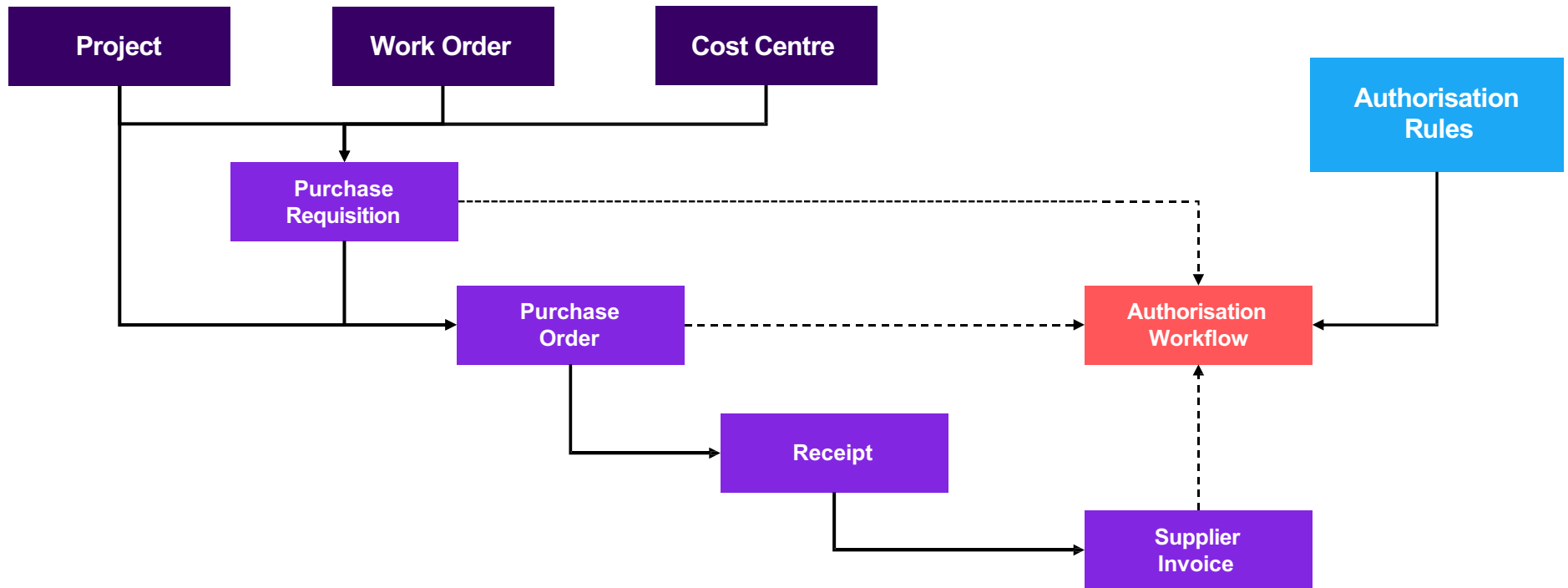
QUOTATION LIST Add to Project Quotation List

	Quotation List ID	Site	Part No	Eng Rev	Standard Name	Part Description	Inventory UOM	Purch UoM	No-Part Description	No-Part Purch UoM	Request No	Request Line No	RFQ Release Date	Request For Quotation Approved	Supplier Price	Total Price
<input type="checkbox"/>	100200002	530	50001		*	MDF 2440x1		EA						No		
<input type="checkbox"/>	100200003	530	50017		*	Chipboard F		EA						No		
<input type="checkbox"/>	100200004	530	50058		*	Softwood Sk		EA						No		
<input type="checkbox"/>	100200005	530	50059		*	Softwood Ar		EA						No		
<input type="checkbox"/>	100200006	530	50152		*	Flexible Har		EA						No		

Project Quotation Lists

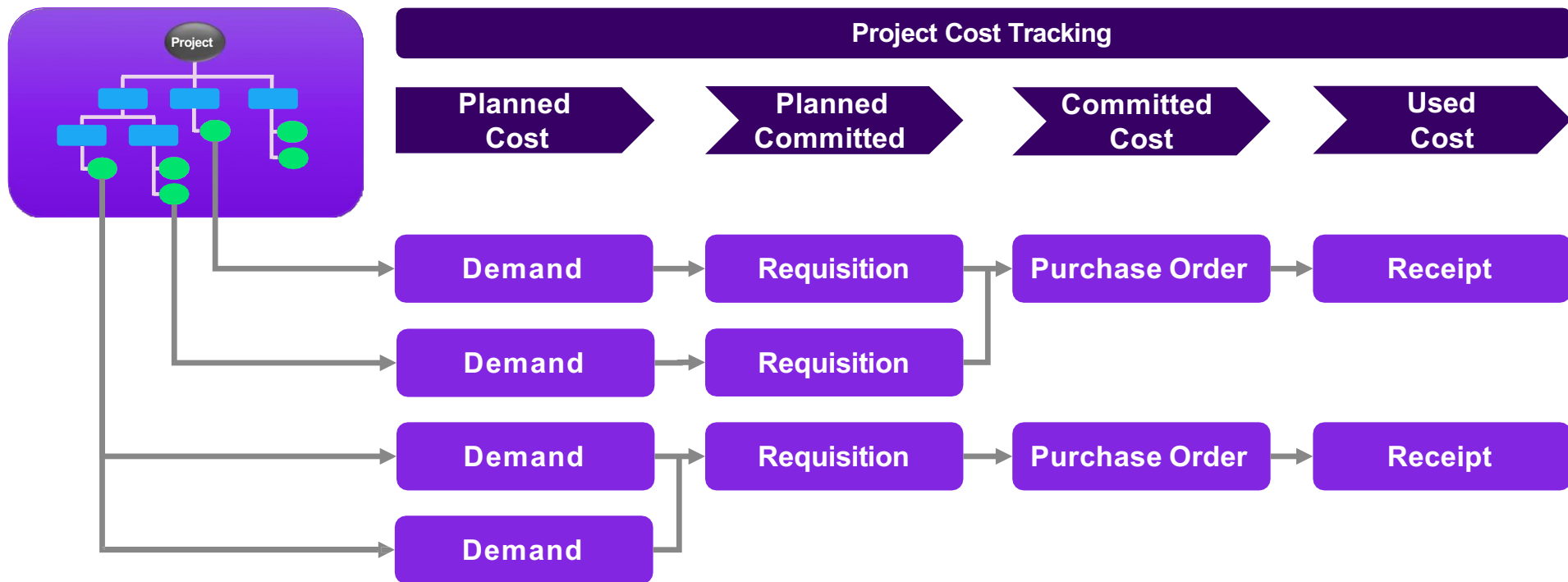
Requisition to Order Process

Procurement



Project Execution

Procurement



Project Materials and Services

Materials, Services & Rental



Project: M1011 - Southbank Plaza - Building A
Company: 53 - Asset and Construction Ltd
Currency: GBP - Pound Sterling
Status: Approved
Manager: SEIN - Sean Ingram

- MISC. PARTS
- MISC. NO PARTS**
- MISC. RENTAL PARTS

			Activity Sequence	Sub Project / Activity	Site	No Part Description	No-Part Purch UoM	Currency Code	Offset	Required Quantity	Requested Quantity	Received Quantity	Required
<input type="checkbox"/>	:		100210888	500 / 100	530	Ad hoc Lighting	*	GBP	0	1	0	0	27/11/2
<input type="checkbox"/>	:		100210888	500 / 100	530	External Consultancy	d	GBP	0	5	0	0	27/11/2
<input type="checkbox"/>	:		100210942	500 / 110	530	Remixable Concrete	kg	GBP	0	400	400	180	28/01/2
<input type="checkbox"/>	:		100210955	650 / 120	530	Geotechnical Site Consul	EA	GBP	149	1	1	0	08/05/2
<input type="checkbox"/>	:		100210953	650 / 100	530	Architect Services	EA	GBP	0	1	1	0.5	03/12/2
<input type="checkbox"/>	:		100210954	650 / 110	530	Environmental Consultar	EA	GBP	0	1	1	1	03/12/2
<input type="checkbox"/>	:		100210955	650 / 120	530	Archeology Fees	EA	GBP	149	1	1	1	08/05/2

Project Demand

- Home
- Grid
- Navigation
- Refresh
- Bookmark
- Edit
- Sales
- Materials and Services
- Sub
- Index
- Professional
- Project
- New
- Mont
- Invo
- Billin
- Proje

Purchase Requisition 207240 - 530 - SEIN 1 of 1 Closed

Pre Posting Document Text

Requisition No	Site	Total Gross Amount/Base	Total Net Amount/Base
207240	530	48,000.00	40,000.00
Created	08/05/2020		

General			
Requisitioner	Phone	Department	Order Code
SEIN - Sean Ingram	07808203127		1 - NORMAL
Internal Destination ID	Internal Destination Description	Ordered For	
		M1011	

PART REQUISITION LINES NO PART REQUISITION LINES RENTAL PART REQUISITION LINES AUTHORIZATION

Line No	Release No	Part No	Part Description	Quantity	Wanted Receipt Date	Latest Order Date	Status	Supplier
1	1	S0001	MDF 2440x1220x9mm	2000	27/11/2020	27/11/2020	PO Created	UNITECH - Unitech

Attachments

Requisition to Order

- INDU...
- SOL...
- Sales...
- Sub...
- Sche...
- Inde...
- My TL...
- Profe...
- Proje...
- Proje...
- Proje...
- New ...
- New ...
- Proje...

Purchase Order P100169 - UNITECH - 530 1 of 1 Received

1
+
✎
🔍
Status
Share
Order History
Pre Posting
Document Text
Purchase Order Change Order
Register PO Arrival
Copy Order
Centralize
Pricing

Order No: P100169 | Supplier: UNITECH - Unitech | Site: 530 - Central Procurement | Order Code: 1 - NORMAL | Receipt Date: 27/11/2020, 00:00

Not Shared

Order Amounts	
Total Net Amount/Base	40,000.00 GBP
Total Net Amount/Curr	40,000.00 GBP
Total Tax Amount/Curr	8,000.00 GBP
Total Gross Amount/Curr	48,000.00 GBP

PART LINES															
Line No	Release No	Part No	Part Description	Quantity	Purch UoM	Planned Receipt Date	Planned Arrival Date	Planned Delivery Date	Wanted Delivery Date	Price/Curr	Price incl Tax/Curr	Price UoM	Price/B		
1	1	S0001	MDF 2440x122	2000	EA	27/11/2020, 00:00	27/11/2020, 00:00	27/11/2020, 00:00	27/11/2020, 00:00	20.00	24.00	EA	20		

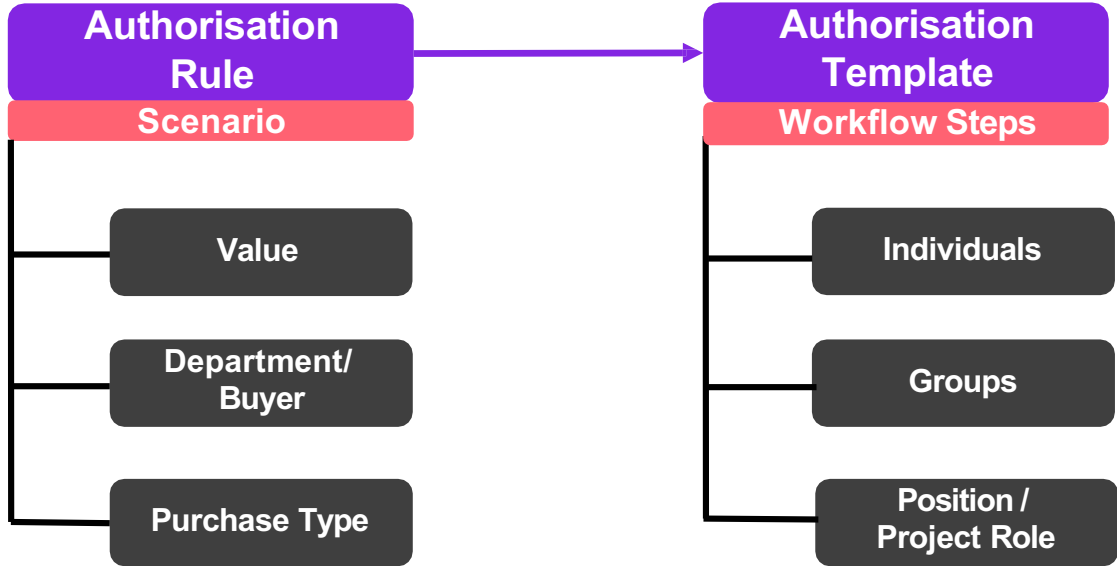
Attachments

Requisition to Order

Authorisation Rules

Procurement

- Approved Suppliers List
- Purchase Requisitions
- Purchase Orders
- Project Role Specific Limits
- Organisation Position (Role) Limits
- Notification Schedule
 - Next Pending Step
 - Target Date Exceeded
 - Rejections



Authorisation Procurement

Lobby Notifications

Streams Notifications

Mobile Notifications

The image displays the IFS Operational Procurement system interface. The main screen shows 'My Purchase Order Authorizations' with a table of purchase orders. Overlaid on the right are two mobile devices. The top device shows a notification for 'Purchase Requisition: 207245' with details like 'Requisitioner: Sean Ingram' and 'Amount: GBP 1800'. The bottom device shows a notification for 'Purchase Requisition: 207245' with details like 'Status: Released' and 'Requisition Date: 11-MAY-20'.

OPERATIONAL PROCUREMENT

REQUISITION SUMMARY

Planned	2471
Awaiting Authorisation	0
Released/Authorised	8

REQUISITION LINE STATUS

Planned: 2471
Released: 0
Request Created: 8

BUYER OVERVIEW

ID	NAME
SEIN	Sean Ingram
+	IFS Applications
JAGR	James Greaves
KEIN	Kenny Ingram
THSI	Tom Simkins

My Purchase Order Authorizations

	Purchase Order No	Supplier	Buyer	Site	Total Net Amt/Curr	Total Gross Amt/Curr
<input type="checkbox"/>	P100139	RUGBY01	SEIN - Sean L...	64P2	13.20 GBP	15.84 GBP
<input checked="" type="checkbox"/>	D555731	AGILITY	SEIN - Sean L...	530	750.00 GBP	900.00 GBP
<input type="checkbox"/>	D555730	AGILITY	SEIN - Sean L...	530	750.00 GBP	900.00 GBP
<input type="checkbox"/>	D555881	ALSTON	PRSE - Prash...	64P1	6,000.00 GBP	7,200.00 GBP

Notification Detail

Purchase Requisition: 207245

Requisitioner
Sean Ingram

Details

Amount: GBP 1800
Status: Released
Requisition Date: 11-MAY-20
Site: 530

Requisition Line Details

Line No	Part	Supplier	Qty
1	External Consultancy	Unitech	5

SUPPLIER PERFORMANCE MANAGEMENT

Company=53A | Site=53-01 | Days=365 | Delivery Target=98 | Quality Target=98 | Perfect Order Target=95

100%

PERFECT ORD. %

12

TARGET: 95%

DELIVERY %

41

TARGET: 98%

QUALITY %

88

TARGET: 98%

RECEIPTS

34

RECEIPT STATUS

Early	14
Late	1
Returned	0
Scrapped	4
Incomplete	20

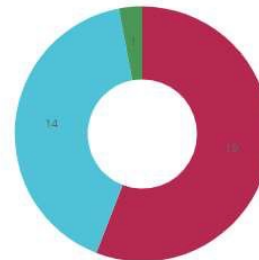
SPM LINKS

- Supplier Performance Management
- Supplier Relationship Management
- Approved Supplier List
- Operational Procurement

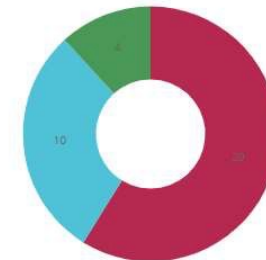
PERFORMANCE BY PERIOD



DELIVERY RELIABILITY



QUALITY



SUPPLIER

ID	NAME
CON01	Clegane Concrete Ltd
UNITECH	Unitech
CON03	Martell Material Supplies
CON02	Tyrell Construction Services

FORM OF BUSINESS

Supplier Performance Management

BUYER

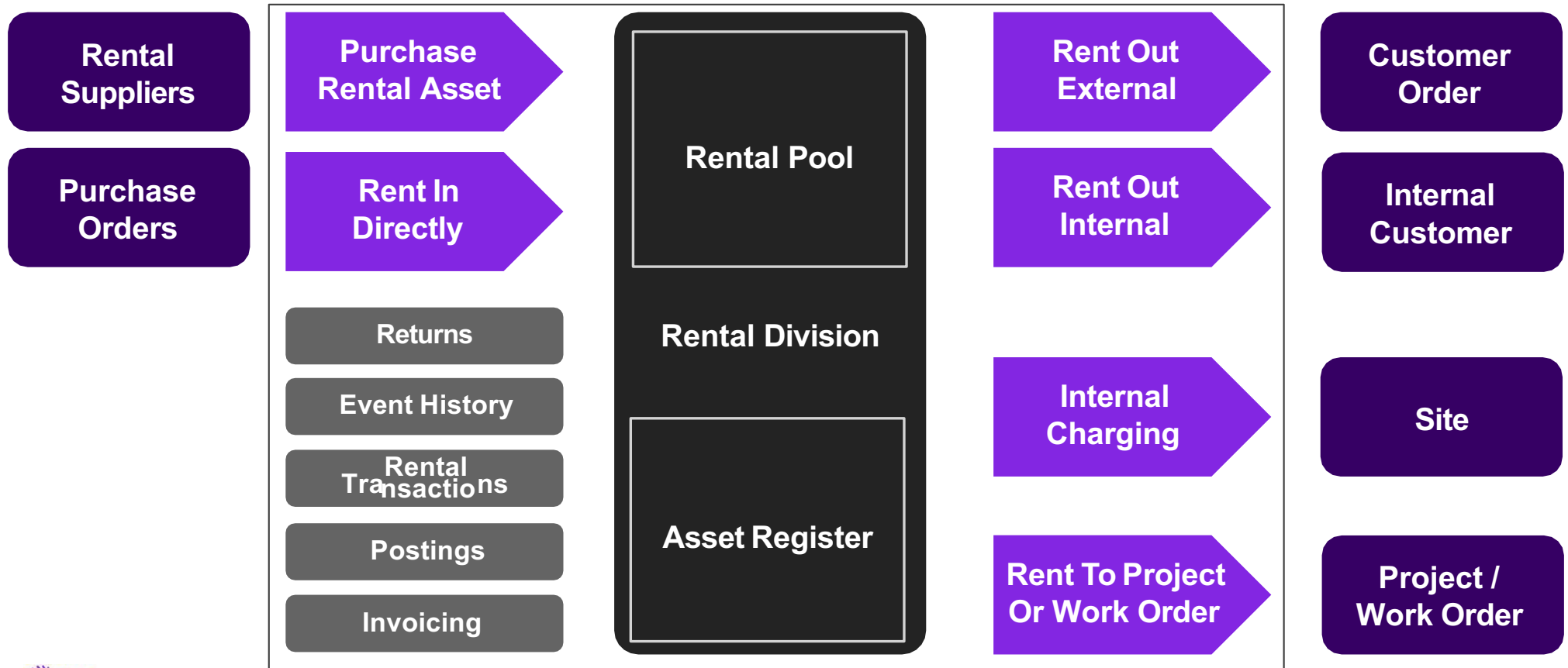
ID	NAME	RECEIPTS	SPEND	P/T	D/T	Q/T
----	------	----------	-------	-----	-----	-----

PURCHASE ORDER RECEIPTS

ID	DESCRIPTION	SUPP.	QTY REC.DT.	P	D	Q
----	-------------	-------	-------------	---	---	---

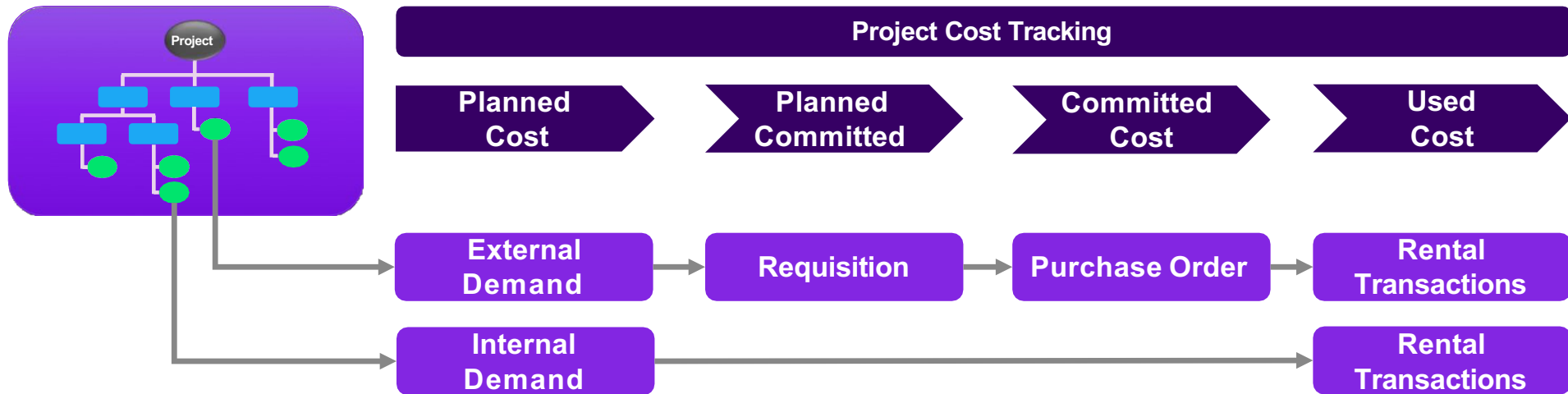
- LOBBY
- PRO...
- CON...
- SoW
- DELI...
- ADM...
- FINA...
- SERV...
- PARTS
- PRO...

Rental Management Solution



Project Execution

Rental



CH001
Started
 Name: Barrier Systems - M40
 < Back

Materials and Services

- CH001 - Barrier Systems - M40
 - 10 - Project Initiation
 - 20 - Site Establishment
 - 30 - Design
 - 40 - Procurement & Plant Hire
 - 401 - Materials Procurement
 - 402 - Consultancy Services & Fees
 - 403 - Plant Hire & Equipment**
 - 50 - Sub Contract Packages
 - 60 - Work Order Execution
 - 70 - Commissioning
 - 80 - Handover & Closure
 - 90 - Project Administration

Activity Materials and Services

Definition Status Demand Other Demands Supply Work Orders Generate Unfinished Activity Work Items Connect Object

Activity ID: 403
 Description: Plant Hire & Equipment
 Activity Responsible: SEIN - Sean Ingram
 Project: CH001 - Barrier Systems - M40
 Early Finish: 26/01/2021, 17:00
 Activity Status: Released

**Supply Option
(Internal or External)**

MISC. PARTS MISC. NO PARTS **MISC. RENTAL PARTS**

Site	Part	Part Description	Required Quantity	Planned Rental Start Date	Planned Rental Start Time	Planned Rental Duration	Rental Duration UoM	Supply Option	Required Date	Requested Quantity	Res. Qu
59SE	CHERRY-PICK-21V	21 m Cherry Picker	1	06/04/2021	00:00	50	Days	Internal Rental	26/01/2021	0	
59SE	GDP80-160DC-EC	Heavy Duty Forklift	1	11/12/2020	00:00	30	Days	Purchase	11/12/2020	1	
59SE	XH.GFXHIRE	Heavy Duty Forklift	5	11/12/2020	00:00	60	Days	Purchase	11/12/2020	5	

Attachments

Purchase Requisition 211308 - 59SE - SEIN 1 of 1 Planned

Release Pre Posting Document Text

Requisition No	Site	Total Gross Amount/Base	Total Net Amount/Base
211308	59SE	0.00	0.00
Created	11/12/2020		

Requisitioner	Phone	Department	Order Code
SEIN - Sean Ingram	07808203127		1 - NORMAL
Internal Destination ID	Internal Destination Description	Ordered For	CH001

PART REQUISITION LINES NO PART REQUISITION LINES **RENTAL PART REQUISITION LINES** AUTHORIZATION

Line No	Release No	Part No	Part Description	Quantity	Inv UoM	Wanted Receipt Date	Latest Order Date	Status	Planned Rental Start Date	Planned Rental Start Time	Planned Rental Duration	Rental Duration UoM
1	1	GDP80-160DC-EC	Heavy Duty Forklift	1	pcs	11/12/2020	11/12/2020	Planned	11/12/2020	00:00	30	Days

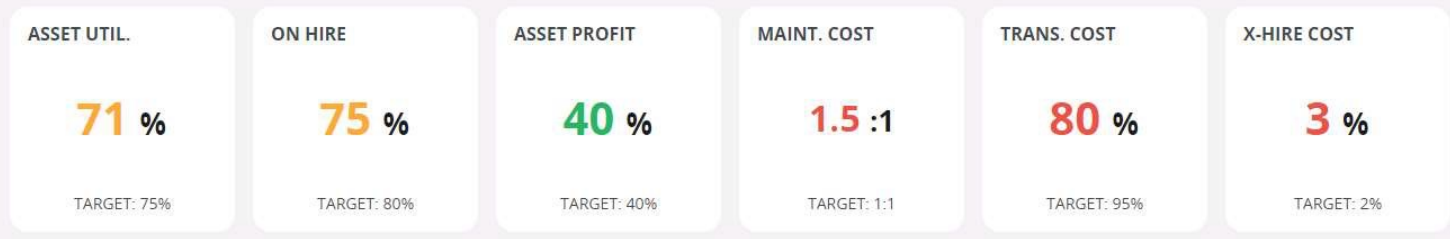
Attachments

Rental Requisition to Order

RENTAL CENTRAL



KEY PERFORMANCE INDICATORS



BUSINESS AREAS

RENTAL MANAGEMENT	RENTAL AVAILABILITY	PRICING	SALES QUOTATION MANAGEMENT
CROSS-RENT ORDERS	CUSTOMER ORDER MANAGEMENT	SHIPMENT MANAGEMENT	WORK ORDER MANAGEMENT

- LOBBY
- PRO...
- CON...
- SoW
- DELI...
- ADM...
- FINA...
- SERV...
- PARTS
- PRO...

Inventory Management Solution Overview

PART MASTER

- CLASSIFICATION
- DEFAULT LOCATION
- VALUATION METHOD
- REPLENISHMENT METHODS
- BARCODING
- TRACEBILITY RULES (SERIAL / LOT BATCH)

PART CONSUMPTION

- WORK ORDERS & KITTING
- EQUIPMENT & SPARES
- PROJECT DEMAND
- PROJECT INVENTORY & NETTING GROUPS
- STANDARD INVENTORY
- QUALITY MANAGEMENT
- TRANSPORT TASKS

INVENTORY LOCATION MANAGEMENT

WAREHOUSE LOCATIONS

VIRTUAL LOCATIONS & VAN STOCK

VOLUME & WEIGHT CONSTRAINTS & STORAGE CONDITIONS

PUT-AWAY RULES

The image displays three views of the IFS Inventory Management software interface:

- Desktop View (Top):** Shows the 'INVENTORY CENTRAL' dashboard. It features a navigation menu on the left and a main content area with 'KEY PERFORMANCE INDICATORS' and 'BUSINESS AREAS'.

INV. ACCURACY	INV. TURNOVER	CARRYING COST	RECEIPT O/T	PICK ACC.	PICK VAR.
98.7 %	10.2 %	16 %	87 %	96 %	0.5 %
TARGET: 99.5%	TARGET: 12%	TARGET: 15%	TARGET: 95%	TARGET: 95%	TARGET: 0%

 Below the KPIs are 'BUSINESS AREAS' including 'INVENTORY PART MANAGEMENT', 'INVENTORY MANAGEMENT', 'INVENTORY TRANSACTION HISTORY', and 'RECEIPT MANAGEMENT'.
- Tablet View (Bottom Left):** Shows the 'RECEIPT MANAGEMENT' screen. It includes a 'SUMMARY' section with a table of receipt data and a 'RECEIPT OVERVIEW' table.

LATE	TODAY'S	PENDING	DISPATCH ADV.	RECEIPTS	MOVE INTO QA	INSPECTION	MOVE INTO ST.
540	0	5	0	138	2	46	647
- Smartphone View (Bottom Right):** Shows the 'Warehouse Data Collection - 501' screen. It features a 'Processes' section with icons for 'Move Inventory P...', 'Start Transport Ta...', and 'Process Part on T...'. At the bottom, there are 'Back' and 'Continue Session' buttons.

Inventory Locations

Stock Management

Warehouse Management > Location > Warehouse Navigator > Warehouse Navigator

View All Do Not Show Hidden Apply Settings

Warehouse Navigator

595E
Site Description: South East

< Back

595E - South East

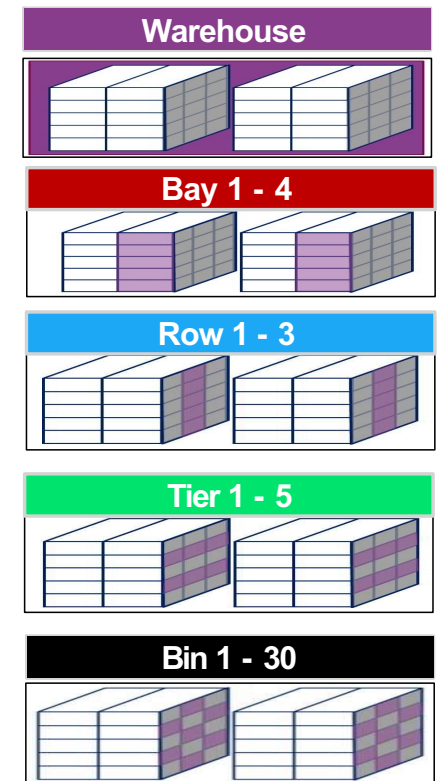
- Warehouse ARR
 - Warehouse BU66 DOC
 - Warehouse CHMO
 - Warehouse HAZ-1
 - Warehouse HY09 YU
 - Warehouse INSPECTION
 - Warehouse LM67 RST
 - Warehouse LN67 UVC
 - Warehouse MWH
 - Warehouse MWH-2
 - Bay 1
 - Bay 2
 - Bay 3
 - Bay 5
 - Warehouse PLANT
 - Warehouse PRSEA
 - Warehouse PRSEW
 - Warehouse QUARANTINE
 - Warehouse RH68 FSU
 - Warehouse SM69 WH
 - Warehouse TOWER40

Inventory Location Site

Site: 595E - South East

GENERAL CAPACITIES AND CONDITIONS HANDLING UNIT CAPACITY CAPABILITIES WAREHOUSES LOCATIONS PARTS IN STOCK HANDLING UNITS IN STOCK

Part	Configuration ID	Location No	Lot/Barc No	Serial No	Condition Code	Revision No	W/DIR No	Activity Sequence	Warehouse ID	Bay ID	Row ID	Tier ID	On Hand Qty	Reserved Qty	In Transit Qty
10500100 - Electrical Circuit	*	202348	D556039-3	E89982		1	*	100215982	MWH-2	1	2	1	1	0	0
10600020 - Pump Centrifugal	*	202347	*	U904321		1	*	100215982	MWH-2	1	1	1	0	0	0
10600020 - Pump Centrifugal	*	202349	*	099301		1	*	0	MWH-2	1	2	2	0	0	0
10600020 - Pump Centrifugal	*	201040	*	JL1		1	*	0	PRSEA	-	-	-	1	1	0
10600020 - Pump Centrifugal	*	201040	*	JL2		1	*	0	PRSEA	-	-	-	1	1	0
10600022 - Bearing set APP2D-300	*	202323	D555197-1	*		1	*	0	MWH	2	1	1	26	0	0
10600022 - Bearing set APP2D-300	*	201041	D555197-1	*		1	*	0	PRSEW	-	-	-	1	1	0
10600022 - Bearing set APP2D-300	*	202341	D555197-1	*		1	*	0	PRSEW	1	1	2	9	9	0
20500150 - Pipe Segment	*	202348	D556039-1	PX60661		1	*	100215982	MWH-2	1	2	1	1	0	0
20500150 - Pipe Segment	*	202348	D556039-1	PX60045		1	*	100215982	MWH-2	1	2	1	1	0	0
20500700 - Conveyor Bolt	*	202348	D556039-2	CBU011		1	*	100215982	MWH-2	1	2	1	1	0	0
20500700 - Conveyor Bolt	*	202348	D556039-2	CBU0110		1	*	100215982	MWH-2	1	2	1	1	0	0
20500700 - Conveyor Bolt	*	202348	D556039-2	CBU0111		1	*	100215982	MWH-2	1	2	1	1	0	0
20500700 - Conveyor Bolt	*	202348	D556039-2	CBU0112		1	*	100215982	MWH-2	1	2	1	1	0	0
20500700 - Conveyor Bolt	*	202348	D556039-2	CBU012		1	*	100215982	MWH-2	1	2	1	1	0	0



Van Stock

Stock Management



Warehouse Management > Location > Warehouse Navigator > Warehouse Navigator

View All Do Not Show Hidden Apply Settings

Warehouse Navigator

Inventory Location Warehouse

Warehouse ID	Description	Global Warehouse ID	Warehouse Type	Remote
MABRI	Michael Bowen IOS	59NW-MABRI		<input checked="" type="checkbox"/>

GENERAL CAPACITIES AND CONDITIONS HANDLING UNIT CAPACITY CAPABILITIES BAYS LOCATIONS REMOTE WAREHOUSE TRANSPORT TASK PARTS IN STOCK HANDLING UNITS IN STOCK HANDLING UNITS IN STOCK

Part	Configuration ID	Location No	Lot/Batch No	Serial No	Condition Code	Revision No	W/D/R No	Activity Sequence	Bay ID	Row ID	Tier ID	Bin ID	On Hand Qty	Reserv
RF-CON-ABAC - Antibacterial Cleaner	+	201035	+			1	*	0	-	-	-	-	7	0
RF-CON-GA01 - Refrigerant Canister (1...	+	201035	+			1	*	0	-	-	-	-	9	0
RF-CON-LUB - Door Unit Lubricant	+	201035	+			1	*	0	-	-	-	-	4	0
RF-CMP-CM01 - Standard Compressor ...	+	201035	+	0005		1	*	0	-	-	-	-	1	0
RF-CMP-CM02 - Hydraulic Compressor ...	+	201035	+	0003	NORMAL - Norm...	1	*	0	-	-	-	-	1	0
RF-CMP-CO01 - Compressor Unit	+	201035	+	0005		1	*	0	-	-	-	-	1	0
RF-CMP-ECO2 - Compressor Motor for ...	+	201035	+	0003	NORMAL - Norm...	1	*	0	-	-	-	-	1	0
RF-CMP-CM01 - Standard Compressor ...	+	201035	+	0001		1	*	0	-	-	-	-	1	0

Remote Warehouse

Stock Levels, Traceability and Replenishment

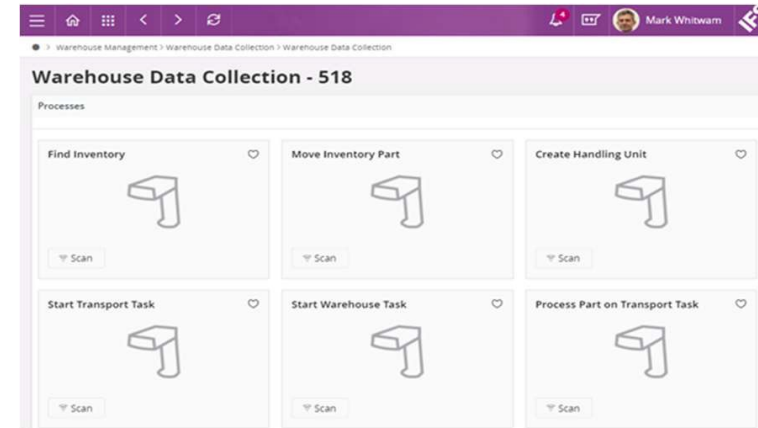
Warehouse Mobility

Stock Management

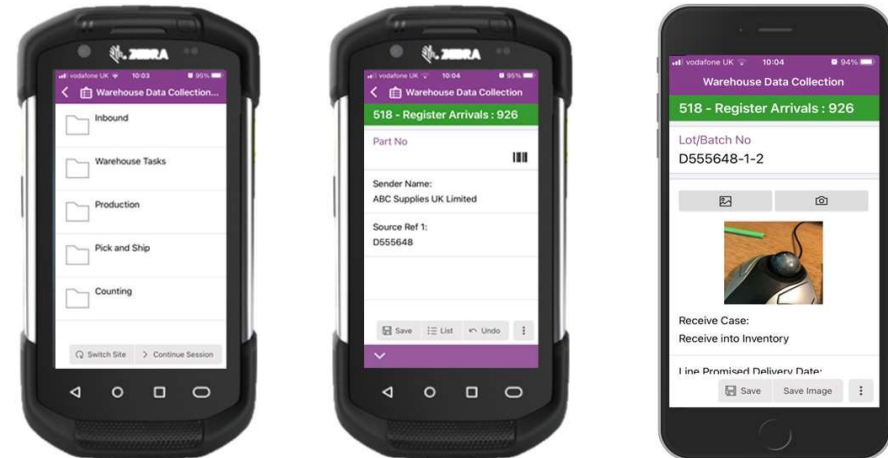
Supported Processes:

- Purchase Order Arrival
- Receive Order Via Dispatch Advice
- Move Inventory Part
- Move Into Stock
- Count Inventory Part
- Count Per Count Report
- Manual Issue Work Order
- Unplanned Work Order Issue
- Un-Issue Work Order
- Reporting Picking of Order Lines

Via Web Client (e.g. Truck Mount / Fixed Terminals)



Via IFS Scan It App (e.g. Handheld Devices)



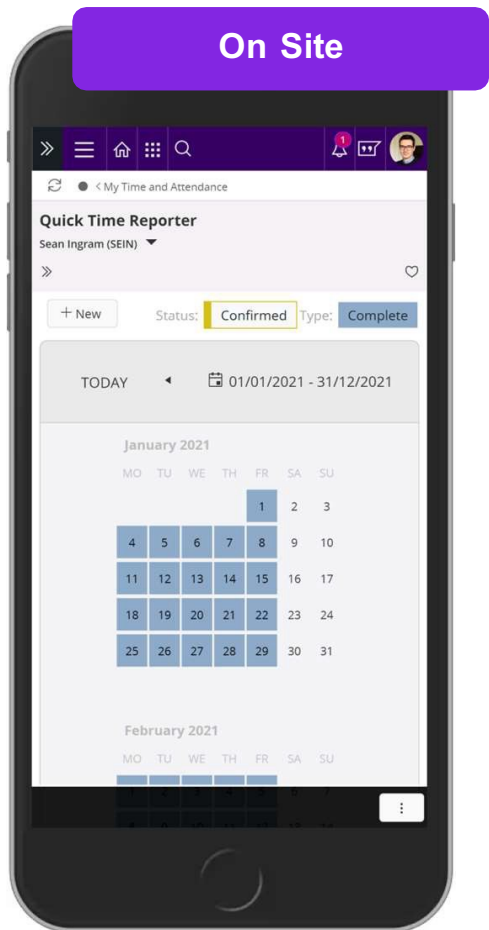


Construction & Execution

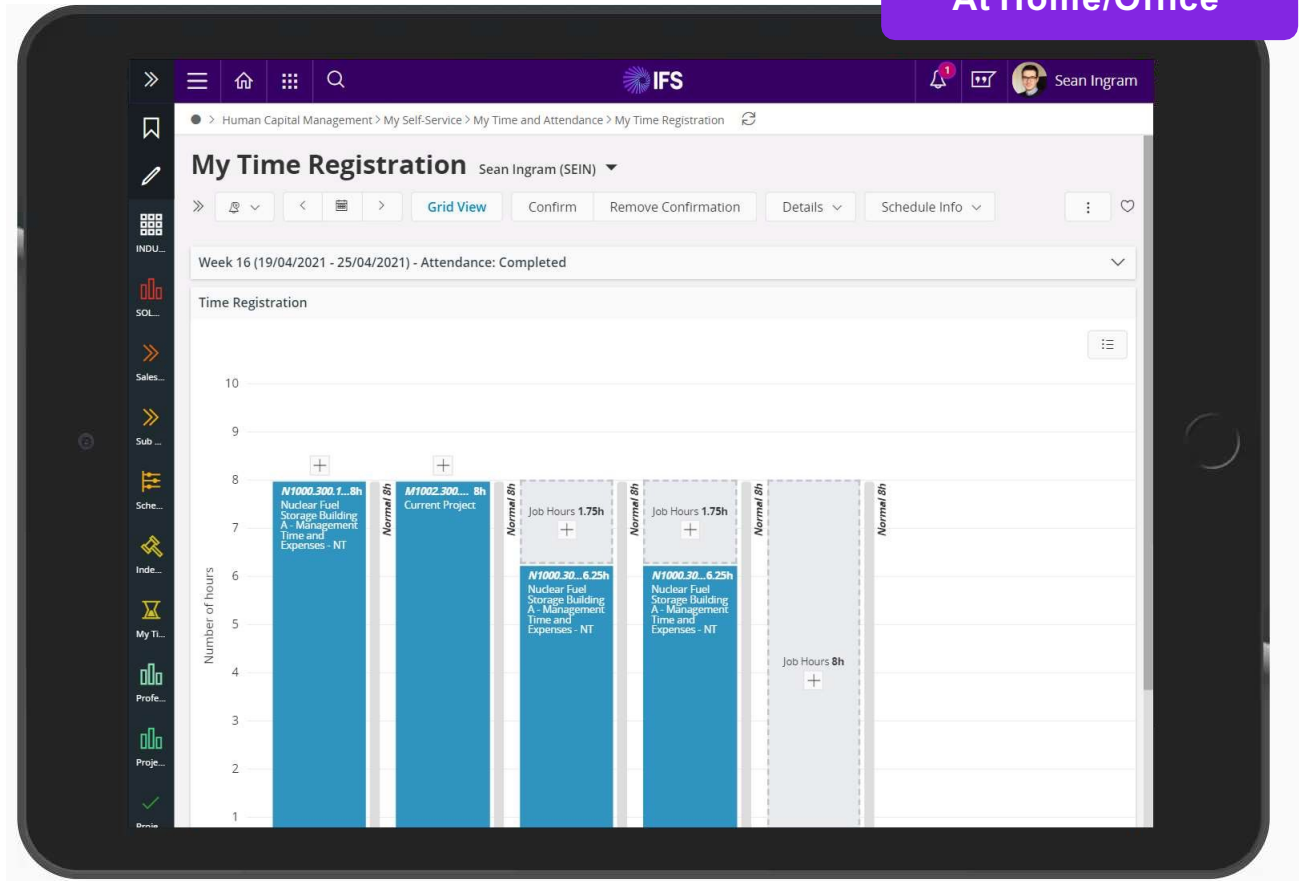
Time Reporting

Project Execution

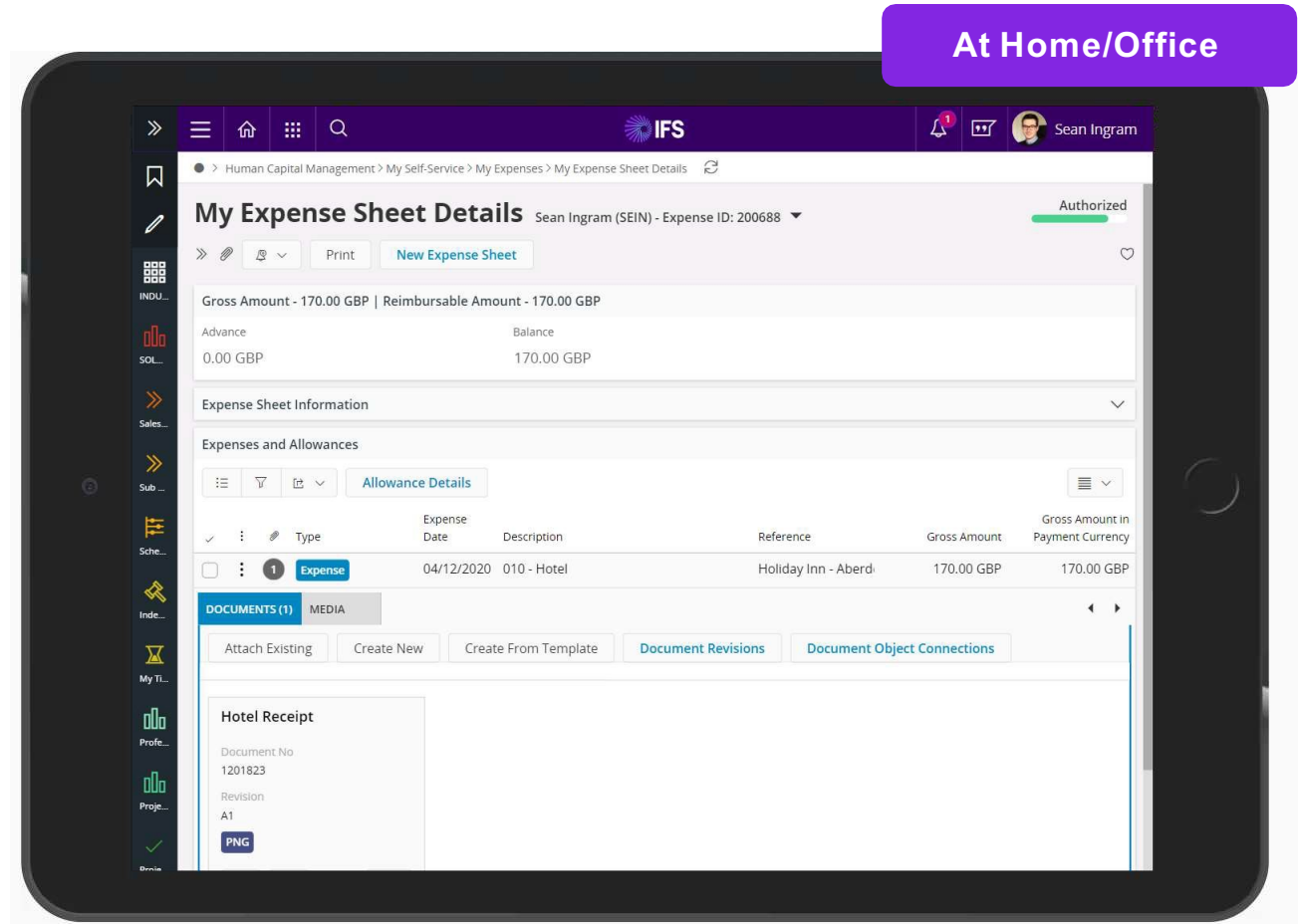
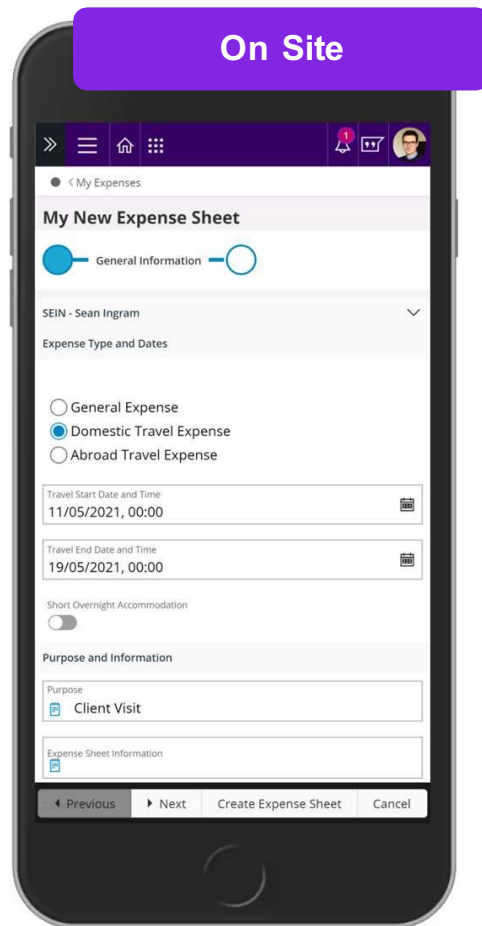
On Site



At Home/Office

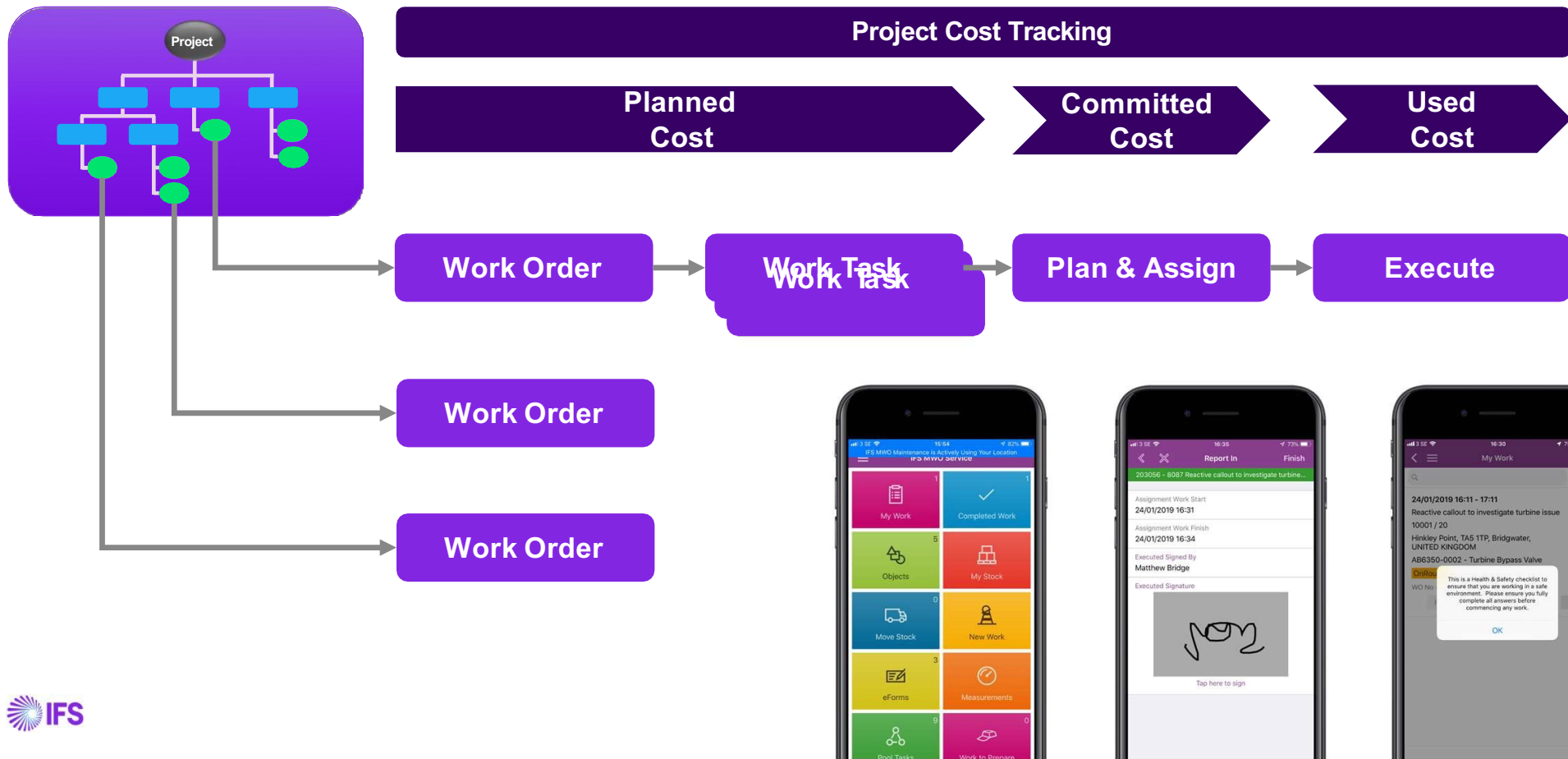


Expense Reporting Project Execution



Project Work Packages

Work Orders



Navigation icons: Home, Grid, Back, Forward, Refresh

IFS Logo

Notifications, Messages, Profile: Sean Ingram

Project Management > Plan and Execute > Project Materials and Services > Sub Project Materials and Services

Sub Project Materials and Services

Definition Demand Other Demands Supply Work Orders Exceptions

New Work Order
Active Work Orders
Historical Work Orders

Sub Project ID: 60
Description: Mechanical & Electrical Build
Sub Project Manager: SEIN - Sean Ingram

MISC. PARTS MISC. NO PARTS MISC. RENTAL PARTS

Site	Part	Part Description	Required Quantity	Required Date	Supply Option	Requested Quantity	Reserved Quantity	Issued Quantity	Received Quantity
(No data)									

Attachments

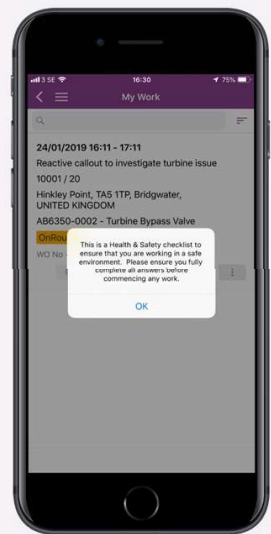
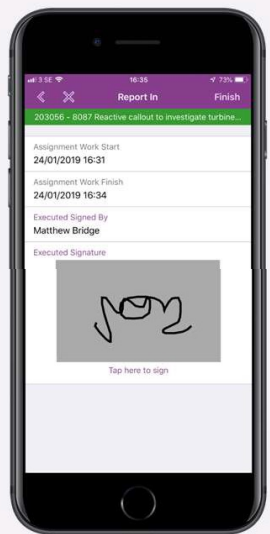
Create Project Work Orders

Active Work Orders

Plan and Send to Mobile

Filter, Sort, Add, Edit icons

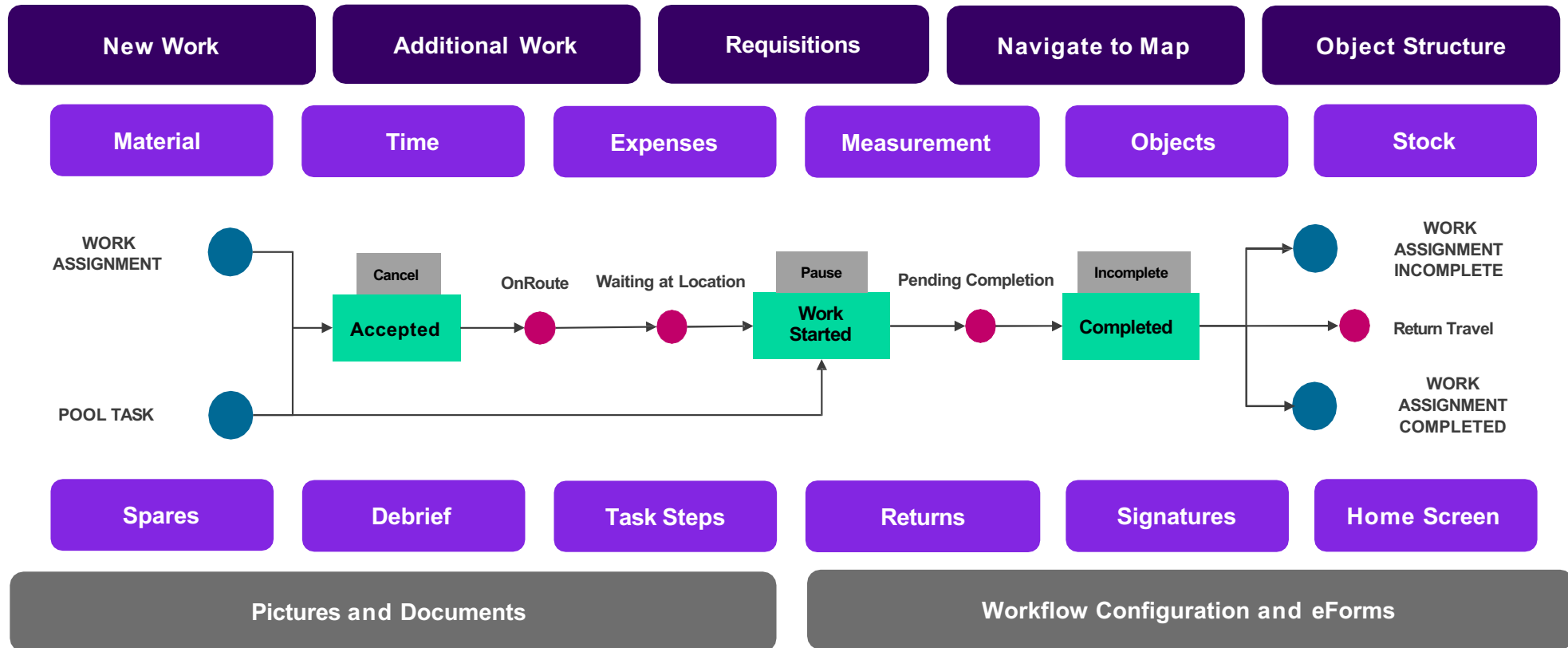
✓	:	✎	WO No	WO Site	Connection Type	Object Site	Object ID	Maint. Org.	Directive	Status	Planned Start	Planned Finish
<input type="checkbox"/>	:	✎	201434	59NW - North West	EQUIPMENT	59NW - North West	SLC15 - Site	FM1 - FM Team 1	M&E Jointing requirements	Prepared	10/09/2020, 08:00	18/09/2020,
<input type="checkbox"/>	:	✎	201435	59NW - North West	EQUIPMENT	59NW - North West	SLC15 - Site	FM1 - FM Team 1	M&E Jointing requirements	Prepared	10/09/2020, 08:00	18/09/2020,
<input type="checkbox"/>	:	✎	201436	59NW - North West	EQUIPMENT	59NW - North West	SLC15 - Site	FM1 - FM Team 1	M&E Jointing requirements	Prepared	10/09/2020, 08:00	18/09/2020,
<input type="checkbox"/>	:	✎	201437	59NW - North West	EQUIPMENT			FM1 - FM Team 1	Additional jointing work	WorkRequest		



Vertical sidebar navigation menu with icons for: Home, List, Refresh, Search, IFS logo, Notifications, Chat, User profile, MRO and Fleet Operations, Heavy Maintenance Execution, Work Management, Preparation and Planning, Active Work Orders, Active Work Orders, SOL..., Sales..., Sub..., Sche..., Inde..., My TI..., Profe..., Proje..., New..., New..., Proje...

Mobile Work Order

Key Functionality



Project Gantt

Visible in Project Gantt

Project ID	Description	Early Start	Early Finish	Timeline													
				Sep 2020	W 37	W 38	W 39	W 40	W 41	W 42	W 43	W 44	W 45	W 46	W 47	W 48	Nov 2020
EUR002	Maintenance Project	09/09/2020, 08:00	15/06/2021, 17:00	[Gantt Bar]													
10	Total Cost	09/09/2020, 08:00	15/06/2021, 17:00	[Gantt Bar]													
100	Work Orders	09/09/2020, 08:00	15/06/2021, 17:00	[Gantt Bar]													
201442	Work Order - Electrical Inspection Task	14/09/2020, 08:00	14/09/2020, 08:00	[Gantt Bar]													
201443	Work Order - Electrical Inspection Task	16/09/2020, 08:00	16/09/2020, 08:00	[Gantt Bar]													
201444	Work Order - Electrical Inspection Task	18/09/2020, 08:00	18/09/2020, 08:00	[Gantt Bar]													
201445	Work Order - Electrical Inspection Task	21/09/2020, 08:00	21/09/2020, 08:00	[Gantt Bar]													
201446	Work Order - Electrical Inspection Task	23/09/2020, 08:00	23/09/2020, 08:00	[Gantt Bar]													
201447	Work Order - Electrical Inspection Task	25/09/2020, 08:00	25/09/2020, 08:00	[Gantt Bar]													
201448	Work Order - Electrical Inspection Task	28/09/2020, 08:00	28/09/2020, 08:00	[Gantt Bar]													
201449	Work Order - Electrical Inspection Task	30/09/2020, 08:00	30/09/2020, 08:00	[Gantt Bar]													
201450	Work Order - Electrical Inspection Task	02/10/2020, 08:00	02/10/2020, 08:00	[Gantt Bar]													
201451	Work Order - Electrical Inspection Task	05/10/2020, 08:00	05/10/2020, 08:00	[Gantt Bar]													
201452	Work Order - Electrical Inspection Task	07/10/2020, 08:00	07/10/2020, 08:00	[Gantt Bar]													
201453	Work Order - Electrical Inspection Task	09/10/2020, 08:00	09/10/2020, 08:00	[Gantt Bar]													
201454	Work Order - Electrical Inspection Task	12/10/2020, 08:00	12/10/2020, 08:00	[Gantt Bar]													
201455	Work Order - Electrical Inspection Task	14/10/2020, 08:00	14/10/2020, 08:00	[Gantt Bar]													
201456	Work Order - Electrical Inspection Task	16/10/2020, 08:00	16/10/2020, 08:00	[Gantt Bar]													
201457	Work Order - Electrical Inspection Task	19/10/2020, 08:00	19/10/2020, 08:00	[Gantt Bar]													
201458	Work Order - Electrical Inspection Task	21/10/2020, 08:00	21/10/2020, 08:00	[Gantt Bar]													
201459	Work Order - Electrical Inspection Task	23/10/2020, 08:00	23/10/2020, 08:00	[Gantt Bar]													
201460	Work Order - Electrical Inspection Task	26/10/2020, 08:00	26/10/2020, 08:00	[Gantt Bar]													
201463	Work Order - Electrical Inspection Task	11/09/2020, 09:01	11/09/2020, 09:01	[Gantt Bar]													

201458 ** Work Order ♥ ✕

WO No
201458

WO Site
59NW

Directive
Electrical Inspection Task

Connection Type
EQUIPMENT

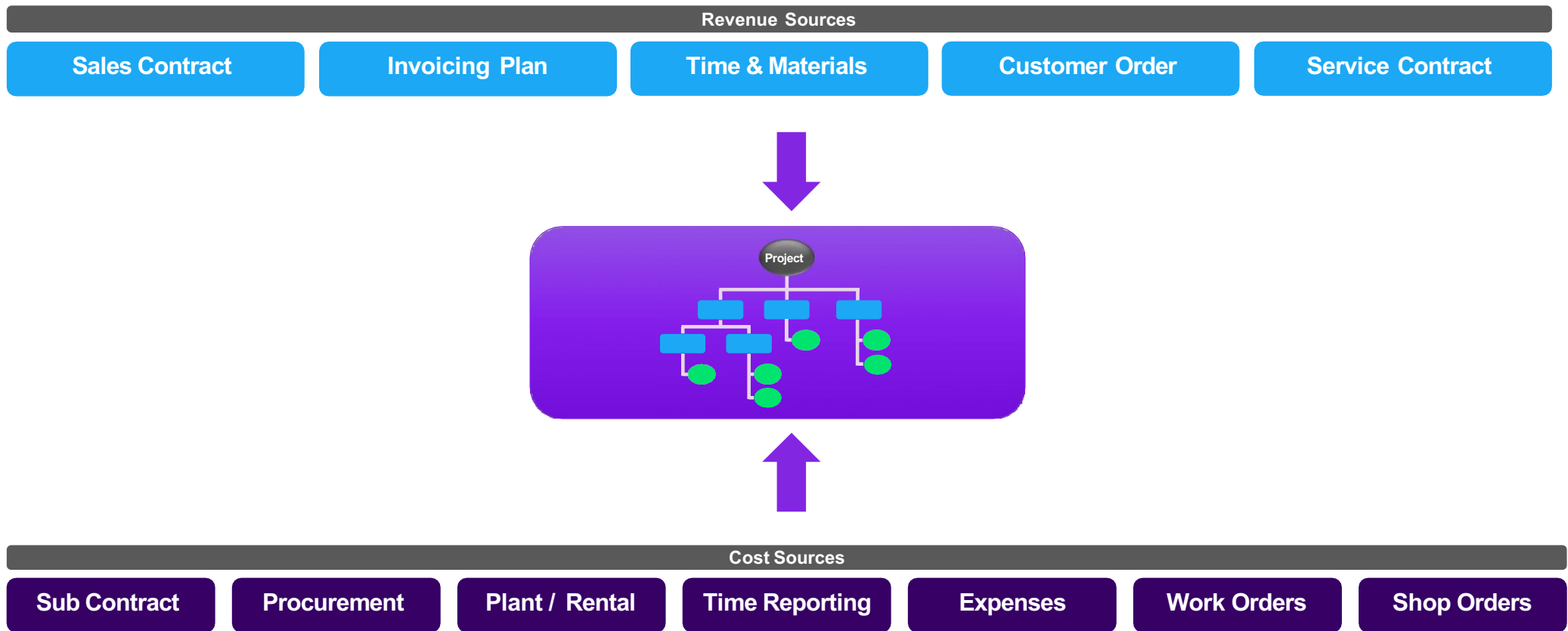


A stack of silver coins is the central focus, with a blurred gold coin in the background. The coins are stacked vertically, and the gold coin is out of focus, creating a sense of depth. The overall image has a dark, moody background.

Periodic Project Review

Integrated Project Cost & Revenue

Cost & Revenue Drivers



Project Monitoring

24 | Definition | Status | Set Baseline | Gantt | Project Forecast | Generate Unfinished Activity Work Items | Financial Project | History

Real-time Cost/Revenue & Drill Down

Project: MX0002, Company: [Redacted], Base Currency: [Redacted], Project Status: [Redacted]

Project Dates: [Redacted]

Activity: [Redacted]

COST | REVENUE | HOURS | HISTORY | HISTORY GRAPH | ANALYSIS | MARGIN | CALCULATED PROGRESS | ACTIVITY HOURS | RISK ANALYSIS | RISKS | DOCUMENT TRANSMITTALS

Cost Element	Estimated Cost	Planned Cost	Baseline Cost	Earned Value Cost	Scheduled Work Cost	Planned Committed Cost	Committed Cost	Used Cost	Cost Progress
A1001 - Vehicles		647.00		116.46	266.98		530.54	116.46	18 %
A101 - Salaries		24,824.18		4,468.35	10,243.63		20,355.83	4,468.35	18 %
A102 - Consultants		11,323.31		2,038.20	4,672.53		9,285.11	2,038.20	18 %
A103 - Miscellaneous		2,613.07		470.35	1,078.28		2,142.72	470.35	18 %
A1101 - IT Fees and Allocati		40,067.10		7,212.08	16,533.58		32,855.02	7,212.08	18 %
A1102 - Printing		6,968.19		1,254.27	2,875.41		5,713.92	1,254.27	18 %
A1103 - Computers		2,874.38		517.39	1,186.11		2,356.99	517.39	18 %
A1104 - Document Manage		6,271.37		1,128.85	2,587.86		5,142.52	1,128.85	18 %
A1201 - Hoarding		65,326.79		11,758.82	26,956.93		53,567.97	11,758.82	18 %
A1202 - Temporary Fencing		13,065.36		2,351.76	5,391.39		10,713.60	2,351.76	18 %
A1203 - Gantries		272,194.98		48,995.10	112,320.54		223,199.88	48,995.10	18 %
A1301 - Scaffolding		410,252.26		73,845.41	169,289.52		336,406.85	73,845.41	18 %

Vertical sidebar with navigation icons: Home, Back, Forward, Refresh, IFS logo, Notifications (8), Messages, User Profile: Sean Ingram, Project Monitoring, Monitoring, 100 - SALES CONTRACT STRUCTURE, A - PRELIMINARIES, B - SITE WORKS, C - SUBSTRUCTURE, D - SUPERSTRUCTURE, E - FIT OUT, F - SERVICES, G - PROVISIONAL SUMS, H - CONSULTANTS, X - CONTINGENCY, Y - MARGIN

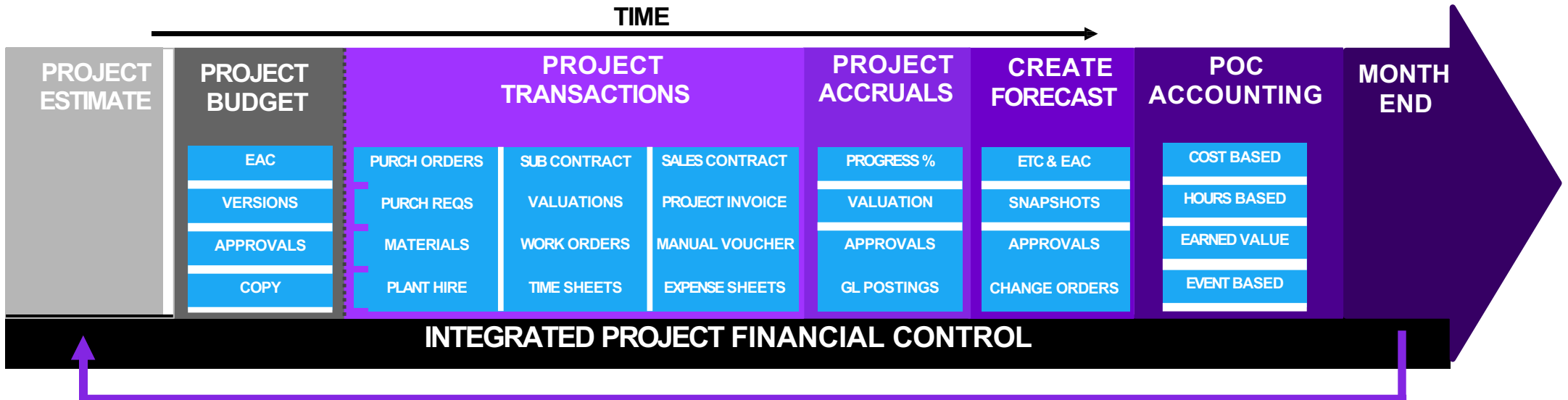
Project Financial Control

End-to-End Process

 **REDUCE TIME TO CLOSE MONTH**



TIME



Project Forecasts

Budget Versions

Project	Company ID	Forecast Version ID	Forecast Type	Forecast Version Description	Status	Active Budget	Cut Off Accounting Period	Cut Off Date	Financially Responsible
M1011 - Southbank Plaza - Building A	53	B1	BUDGET - Budget	Original Budget	Approved	No	2020-03	31/03/2020	SEIN - Sean In
M1011 - Southbank Plaza - Building A	53	B2	BUDGET - Budget	Revised Budget v1	Approved	No	2020-03	31/03/2020	SEIN - Sean In
M1011 - Southbank Plaza - Building A	53	B3	BUDGET - Budget	Revised Budget v2	Approved	Yes	2020-03	31/03/2020	SEIN - Sean In
M1011 - Southbank Plaza - Building A	53	M1	REVIEW - Monthly Project Review	CVR - April 2020	Preliminary	No	2020-04	30/04/2020	SEIN - Sean In
M1011 - Southbank Plaza - Building A	53	M2	REVIEW - Monthly Project Review	CVR - May 2020	Preliminary	No	2020-05	31/05/2020	SEIN - Sean In
M1011 - Southbank Plaza - Building A	53	M3	REVIEW - Monthly Project Review	June 2020	Preliminary	No	2020-06	30/06/2020	SEIN - Sean In

Forecast Versions

Forecast Cut Off Date

Forecast Versions & Types

M2
 Version Description: CVR - May 2020
 Project ID: M1011
 Active Budget: No
 Preliminary
 < Back

- M2 - CVR - May 2020 - M1011
 - 100 - Tender
 - 200 - Preliminaries
 - 300 - Management
 - 400 - Design
 - 500 - Procurement
 - 600 - Sub Contract Trade Packages
 - 650 - Technical Packages & Fees
 - 700 - Commissioning and Handover
 - 800 - General Costs and Revenue

Project Forecast

Preliminary

Forecast Version ID	Version Description	Forecast Type	Project
M2	CVR - May 2020	REVIEW	M1011 - Southbank Plaza - Building A

Forecast Settings Display Currency Columns

COST		REVENUE	WBS SUMMARY	CBS SUMMARY	FORECAST INFORMATION						
Sub Project	Cost Element	Committed	Unagreed Variations	Agreed Variations	Used	Total Commitment	ETC	EAC	Budget		
TPN-100 - Demolition Package	1002 - Demolition	93,553.50	0.00	0.00	465,856.00	559,409.50	174,390.50	733,800.00	580,000.00		
TPN-101 - Remediation Package	1004 - Remediation Specialist	0.00	0.00	0.00	0.00	0.00	210,000.00	210,000.00	210,000.00		
TPN-102 - Earthworks Package	1007 - Earthworks	0.00	0.00	0.00	0.00	0.00	180,000.00	180,000.00	180,000.00		
TPN-102 - Earthworks Package	1503 - External/Street Furniture	0.00	0.00	0.00	0.00	0.00	74,000.00	74,000.00	74,000.00		
TPN-102 - Earthworks Package	1506 - Landscaping Soft	0.00	0.00	0.00	0.00	0.00	12,000.00	12,000.00	12,000.00		
TPN-102 - Earthworks Package	1600 - Sewers	0.00	0.00	0.00	0.00	0.00	13,400.00	13,400.00	13,400.00		
TPN-102 - Earthworks Package	1601 - Roadworks	0.00	0.00	0.00	0.00	0.00	18,000.00	18,000.00	18,000.00		
TPN-111 - Façade and Cladding P...	1208 - Façade and Cladding	0.00	0.00	0.00	0.00	0.00	4,520,000.00	4,520,000.00	4,670,000.00		
TPN-112 - Roof Access Package	1215 - Roofing (Specialist)	0.00	0.00	0.00	0.00	0.00	125,000.00	125,000.00	125,000.00		
TPN-115 - Brickwork Package	1102 - Brickwork and Blockwork	0.00	0.00	0.00	0.00	0.00	530,000.00	530,000.00	530,000.00		

Example Monthly Forecast

Project Forecast

Preliminary

M2
 Version Description: CVR - May 2020
 Project ID: M1011
 Active Budget: No
 Preliminary
 < Back

3 [Icons] Status [Dropdown] [New Project Forecast](#) [Copy From Project](#) [Project Forecast WBS](#) Forecast Connections [Dropdown] [Project Cost Report](#)

Version Description: CVR - May 2020 Forecast Type: REVIEW Project: M1011 - Southbank Plaza - Building A

Forecast Settings [Dropdown] Display Currency Columns [Dropdown]

COST REVENUE WBS SUMMARY CBS SUMMARY FORECAST INFORMATION

Cost Breakdown Structure



- M2 - CVR - May 2020 - M1011
 - TOP-Top Level
 - COST-Total Cost
 - 10-Subcontract
 - 100-Enabling Works
 - 1000-Groundworks
 - 1001-Tree Surgeon
 - 1002-Demolition
 - 1003-Scaffolding
 - 1004-Remediation Specialist
 - 1005-Piling
 - 1006-Piling (Sheet)
 - 1007-Earthworks
 - 110-Substructures
 - 120-Shell Core and Envelope
 - 130-Building Services
 - 140-Fit Out
 - 150-External Works
 - 160-Road / Sewers / Site Wide
 - 170-Prelims (Packages)
 - 20-Materials
 - 30-Labour & Supervision
 - 40-Consultancy & Fees
 - 50-Equipment

		Sub Project	Activity	Cost Element	Committed	Used	Total Commitment	Unagreed Variations	Agreed Variations	
<input checked="" type="checkbox"/>	:	Sub Project								
<input type="checkbox"/>	:	100 - Tender	200 - Submit Tender	3770 - Project Director	0.00	0.00	0.00	0.00	0.00	2,500
<input type="checkbox"/>	:	200 - Preliminaries	100 - Handover Kickoff Meeting	3210 - Project Managers	0.00	0.00	0.00	0.00	0.00	28,000
<input type="checkbox"/>	:	300 - Management	100 - Management Time and Expenses	3210 - Project Managers	0.00	20,000.00	20,000.00	0.00	0.00	442,000
<input type="checkbox"/>	:	300 - Management	110 - QS Time and Expenses	3430 - Quantity Surveyor	0.00	0.00	0.00	0.00	0.00	689,920
<input type="checkbox"/>	:	500 - Procurement	100 - Fit Out Procurement	2010 - Concrete	0.00	0.00	0.00	0.00	0.00	120,000
<input type="checkbox"/>	:	500 - Procurement	100 - Fit Out Procurement	2030 - Reinforcement	0.00	0.00	0.00	0.00	0.00	38,000
<input type="checkbox"/>	:	500 - Procurement	100 - Fit Out Procurement	2040 - Steelwork	0.00	0.00	0.00	0.00	0.00	86,000
<input type="checkbox"/>	:	500 - Procurement	100 - Fit Out Procurement	2060 - Bunkers	0.00	0.00	0.00	0.00	0.00	15,000
<input type="checkbox"/>	:	500 - Procurement	100 - Fit Out Procurement	2200 - Bollards	0.00	0.00	0.00	0.00	0.00	12,000
<input type="checkbox"/>	:	500 - Procurement	100 - Fit Out Procurement	2300 - Insulation	0.00	0.00	0.00	0.00	0.00	18,240
<input type="checkbox"/>	:	500 - Procurement	100 - Fit Out Procurement	5230 - Water Pump	0.00	0.00	0.00	0.00	0.00	56,000
<input type="checkbox"/>	:	500 - Procurement	100 - Fit Out Procurement	5250 - Misc Small Plant	0.00	0.00	0.00	0.00	0.00	84,000

Cost Breakdown Structure

Project Forecast

Preliminary

[New Project Forecast](#)
[Copy From Project](#)
[Project Forecast WBS](#)
[Forecast Connections](#)
[Project Cost Report](#)
[Forecast Import](#)

Forecast Version ID	Version Description	Forecast Type	Project
M2	June 2020	REVIEW	MX0002 - Damac tower

Forecast Settings

[COST](#)
[REVENUE](#)
[WBS SUMMARY](#)
[CBS SUMMARY](#)
[FORECAST INFORMATION](#)

Launch IFS Business Reporter

	Cost Element	Committed	Used	Total Commitment	Unagreed Variations	Agreed Variations	ETC	Cost To Complete	EAC	Budget	Budget Transfers	Contingency Transfers	EA
<input type="checkbox"/>	B101 - Demolition	598,358.63	85,479.80	683,838.43	0.00	0.00	32,832.87	631,191.50	716,671.30	636,671.30	0.00	95,000.00	
<input type="checkbox"/>	B301 - Earth Works	814,034.09	116,290.59	930,324.68	1,549.00	5,032.00	35,353.93	849,388.02	965,678.61	959,097.61	0.00	0.00	
<input type="checkbox"/>	B501 - Civil Works	232,507.83	33,215.40	265,723.23	0.00	0.00	2,346.51	234,854.34	268,069.74	253,069.74	0.00	15,000.00	
		Σ 1,644,900...	Σ 234,985.79				Σ 70,533.31		Σ 1,950,419...	Σ 1,848,838...			

Attachments

- M2
 - Version Description: June 2020
 - Project ID: MX0002
 - Active Budget: No
 - Preliminary
 - < Back
 - M2 - June 2020 - MX0002
 - 0-TOTAL COST & REVENUE
 - COST-Total Costs
 - A-PRELIMINARIES
 - B-SITE WORKS
 - B01-Demolition
 - B02-Hazardous Materials
 - B03-Earth Works
 - B04-Landscaping
 - B05-Civil Works
 - C-SUBSTRUCTURE
 - D-SUPERSTRUCTURE
 - E-FIT OUT
 - F-SERVICES
 - H-CONSULTANTS
 - REVENUE-Total Revenue

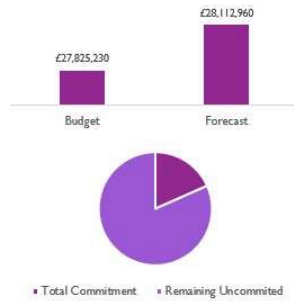
Monthly Cost Report Example



Monthly Project Cost Report Summary


Project Southbank Plaza - Building A
Period CVR - April 2020 - Revised Budget v2

Cost Summary



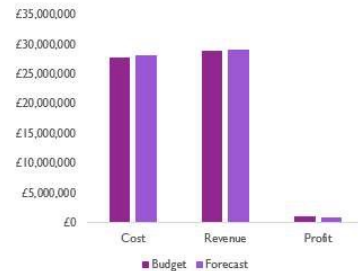
Budget	£27,825,230
Forecast	£28,112,960
Variance	£287,730
Total Commitment	£5,168,207
Remaining Uncommitted	£22,944,753

Cost Type Summary



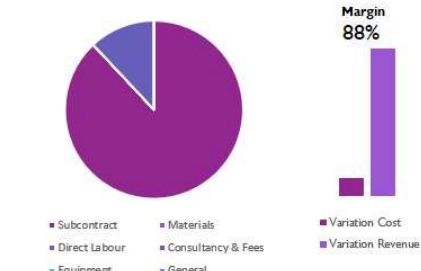
	Budget	Forecast	Variance
Subcontract	£22,845,450	£23,317,530	£472,080
Materials	£353,240	£398,640	£45,400
Direct Labour	£1,190,420	£1,190,420	£0
Consultancy & Fees	£940,020	£960,270	£20,250
Equipment	£432,600	£432,600	£0
General	£2,063,500	£1,813,500	-£250,000
Total	£27,825,230	£28,112,960	£287,730

Margin Summary



	Budget	Forecast
Cost	£27,825,230	£28,112,960
Revenue	£28,878,112	£29,088,112
Profit	£1,052,882	£975,152
Margin	4%	3%

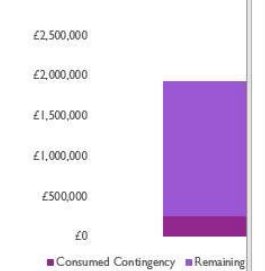
Variation Summary



	Agreed	Unagreed	Combined
Subcontract	£56,628	£34,932	£91,560
Materials	£0	£0	£0
Direct Labour	£0	£0	£0
Consultancy & Fees	£12,450	£0	£12,450
Equipment	£0	£0	£0
General	£0	£0	£0
Total	£69,078	£34,932	£104,010

Variation Cost	£104,010
Variation Revenue	£850,000
Variation Profit	£745,990
Variation Margin %	88%

Contingency Summary



Contingency Total Provision
Consumed Contingency
Remaining Contingency

Monthly Cost Report Example



Monthly Cost Report Breakdown

Project Southbank Plaza - Building A
Period CVR - April 2020 - Revised Budget v2

Cost Element	Cost Element Description	Budget			Commitment & Variations to-date			Remaining Amount & Variations to go		Projected Final Account		Pre
		Original Budget	Budget Changes	Active Budget	Committed Cost	Actual Cost	Agreed Variations	Unagreed Variations	ETC	EAC	Variance Against Budget	
Subcontract Costs												
1000	Groundworks	£ 255,000	£ -	£ 255,000	£ 41,317	£ 187,023	£ 22,000	£ 27,000	£ 75,660	£ 304,000	£ 49,000	£
1002	Demolition	£ 520,000	£ 60,000	£ 580,000	£ 93,554	£ 465,856	£ -	£ -	£ 174,391	£ 733,800	£ 153,800	£
1004	Remediation Specialist	£ 185,000	£ 25,000	£ 210,000	£ -	£ -	£ -	£ -	£ 210,000	£ 210,000	£ -	£
1005	Piling	£ 3,100,000	£ -	£ 3,100,000	£ 3,445,086	£ 170,231	£ 15,348	£ 7,932	£ 34,683	£ 3,650,000	£ 550,000	£
1007	Earthworks	£ 180,000	£ -	£ 180,000	£ -	£ -	£ -	£ -	£ 180,000	£ 180,000	£ -	£
1102	Brickwork and Blockwork	£ 570,000	£ (40,000)	£ 530,000	£ -	£ -	£ -	£ -	£ 530,000	£ 530,000	£ -	£
1205	Frame - Steel	£ 4,360,000	£ -	£ 4,360,000	£ -	£ -	£ -	£ -	£ 4,360,000	£ 4,360,000	£ -	£
1208	Facade and Cladding	£ 4,670,000	£ -	£ 4,670,000	£ -	£ -	£ -	£ -	£ 4,520,000	£ 4,520,000	£ (150,000)	£
1209	Windows, External Doors and Glazing	£ 360,000	£ -	£ 360,000	£ -	£ -	£ -	£ -	£ 360,000	£ 360,000	£ -	£
1215	Roofing (Specialist)	£ 125,000	£ -	£ 125,000	£ -	£ -	£ -	£ -	£ 125,000	£ 125,000	£ -	£
1300	Mechanical and Electrical	£ 4,320,000	£ 160,000	£ 4,480,000	£ -	£ -	£ -	£ -	£ 4,480,000	£ 4,480,000	£ -	£
1301	Electrical	£ 2,100,000	£ -	£ 2,100,000	£ -	£ -	£ -	£ -	£ 1,950,000	£ 1,950,000	£ (150,000)	£
1405	Plastering, Rendering and Screeding	£ 232,000	£ -	£ 232,000	£ -	£ -	£ -	£ -	£ 232,000	£ 232,000	£ -	£
1414	Painting and Decorating	£ 470,000	£ -	£ 470,000	£ -	£ -	£ -	£ -	£ 470,000	£ 470,000	£ -	£
1415	Flooring - Hard and Soft	£ 465,000	£ -	£ 465,000	£ -	£ -	£ -	£ -	£ 465,000	£ 465,000	£ -	£
1500	Landscaping Hard	£ 240,000	£ -	£ 240,000	£ -	£ -	£ -	£ -	£ 240,000	£ 240,000	£ -	£
1502	Water Features and Fountains	£ 76,050	£ -	£ 76,050	£ -	£ -	£ -	£ -	£ 76,050	£ 76,050	£ -	£
1503	External/Street Furniture	£ 74,000	£ -	£ 74,000	£ -	£ -	£ -	£ -	£ 74,000	£ 74,000	£ -	£
1506	Landscaping Soft	£ 12,000	£ -	£ 12,000	£ -	£ -	£ -	£ -	£ 12,000	£ 12,000	£ -	£
1600	Sewers	£ 13,400	£ -	£ 13,400	£ -	£ -	£ -	£ -	£ 13,400	£ 13,400	£ -	£
1601	Roadworks	£ 18,000	£ -	£ 18,000	£ -	£ -	£ -	£ -	£ 18,000	£ 18,000	£ -	£
1703	Temporary Services	£ 295,000	£ -	£ 295,000	£ 247,041	£ 31,900	£ 19,280	£ -	£ 35,339	£ 314,280	£ 19,280	£
Sub Total Subcontract Costs		£ 22,640,450	£ 205,000	£ 22,845,450	£ 3,826,998	£ 855,010	£ 56,628	£ 34,932	£ 18,635,523	£ 23,317,530	£ 472,080	£
Material Costs												
2010	Concrete	£ 128,000	£ -	£ 128,000	£ 4,400	£ 3,600	£ -	£ -	£ 125,400	£ 133,400	£ 5,400	£
2030	Reinforcement	£ 38,000	£ -	£ 38,000	£ -	£ -	£ -	£ -	£ 38,000	£ 38,000	£ -	£
2040	Steelwork	£ 86,000	£ -	£ 86,000	£ -	£ -	£ -	£ -	£ 86,000	£ 86,000	£ -	£

PROJECT PORTFOLIO MANAGEMENT

100%

PROJECTS OVERVIEW

Projects	8
Sub Projects	123
Milestones	0
Activities	261
Tasks	0

PROJECT CONNECTIONS

Project Forecasts	12
Contract Change Orders	25
Risk Analysis	1
Project Demands	19
Document Deliverables	0

PROJECT EXCEPTIONS

Late Milestones	0
Late Purchase Orders	0
Late Rental to Return	0
Late Sub Contract	0
Late Work Orders	0

LINKS

- Project Portfolio Management
- Financial Control
- Operational Control
- QHSE Control
- Create New Project

STATUS



Why is this Project in the red?

CRITICAL

IMPORTANT

MODERATE

MINOR

12

8

MANAGER

ID	PROJECTS
Patrick Send	3
James Greaves	2
Sean Ingram	2
Craig Scot Jepson	1

PROGRAM

ID	PROJECTS
WOODWHARF - Woodwharf	2
NORTH QUAY - North Quay	1
SOUTHBANK - Southbank	1
N/A	4

FINANCIAL CONTROL SUMMARY

ID	NAME
MX0007	Belucci Center
MX0004	Lambeth Tower
MX0005	Balmont Community
MX0003	Vauxhall Wharf
MX0006	Infinity Resort

COST/V	REV/V	PRO/V	B VS F/C
●●●●●	●●●●●	●●●●●	●●●●●
●●●●●	●●●●●	●●●●●	●●●●●
●●●●●	●●●●●	●●●●●	●●●●●
●●●●●	●●●●●	●●●●●	●●●●●
●●●●●	●●●●●	●●●●●	●●●●●

CATEGORY 1

ID	PROJECTS
GREAT-LON - Greater London	3
SOUTH-EAST - South East	3
EAST-MID - East Midlands	1
SOUTH-WEST - South West	1

CATEGORY 2

ID	PROJECTS
COMMERCIAL - Commercial	4
RESIDENT - Residential	2
LEISURE - Leisure	1
MIXED - Mixed Use	1

OPERATIONAL CONTROL SUMMARY

ID	NAME	MS	PO	RENTAL	SC	WO

CUSTOMER

ID	PROJECTS

FINANCIALLY RESPONSIBLE

ID	PROJECTS

QHSE SUMMARY

ID	NAME	INCIDENT	NCRS	CRITICAL	IMPORTANT

PROJECT FINANCIAL CONTROL

Project Id=MX0002 | Company=MP% | Site=%

90%

PROJECT DETAILS

Name: Damac Tower
 Customer ID: ALPHABET
 Manager: SEIN
 Budget Version: B1 - Original Budget
 Forecast Version: M2 - June 2020

BUDGET

3.94 %

MARGIN

FORECAST

3.67 %

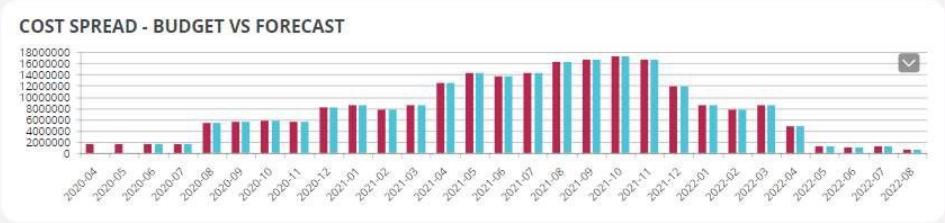
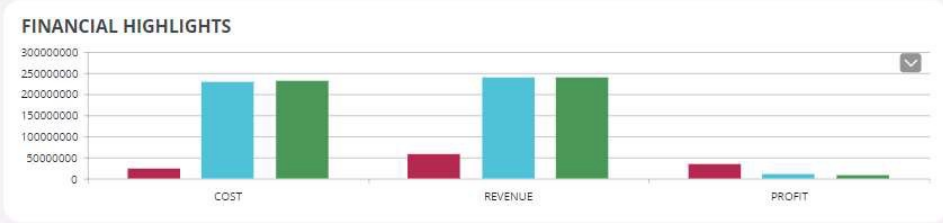
MARGIN

FORECAST ACTIONS

Unconnected Contract Change Orders: 11
 Unspread Forecast Lines: 2
 Exception Forecast Lines: 0
 Under Review Forecast Lines: 132

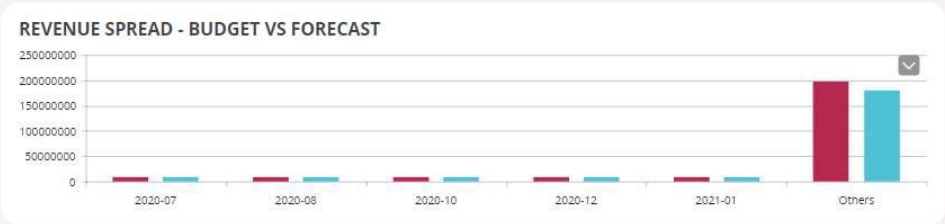
LINKS

- Financial Control
- Project Budgeting and Forecasting Management
- Project Portfolio Management
- Project Operational Control
- Project QHSE Control



FINANCIAL OVERVIEW

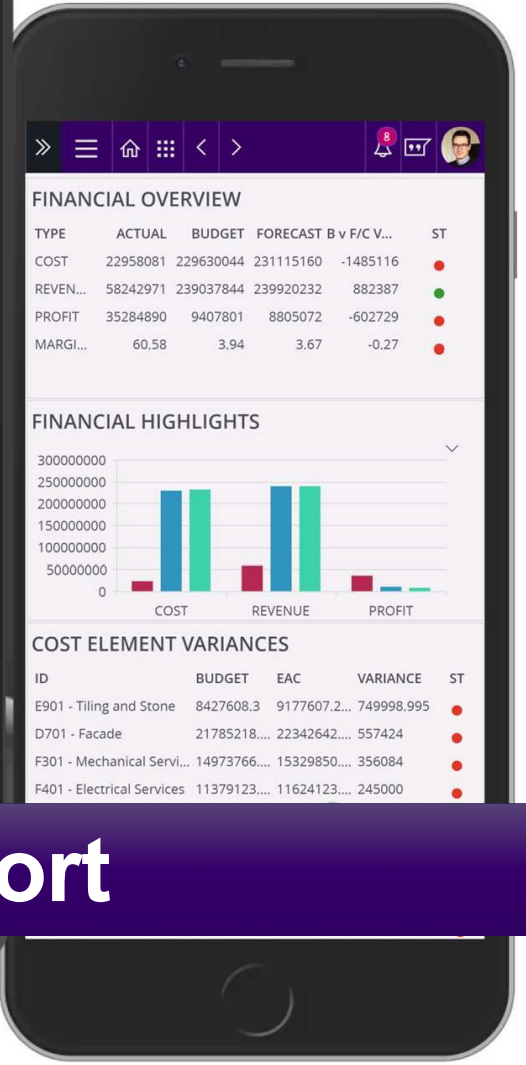
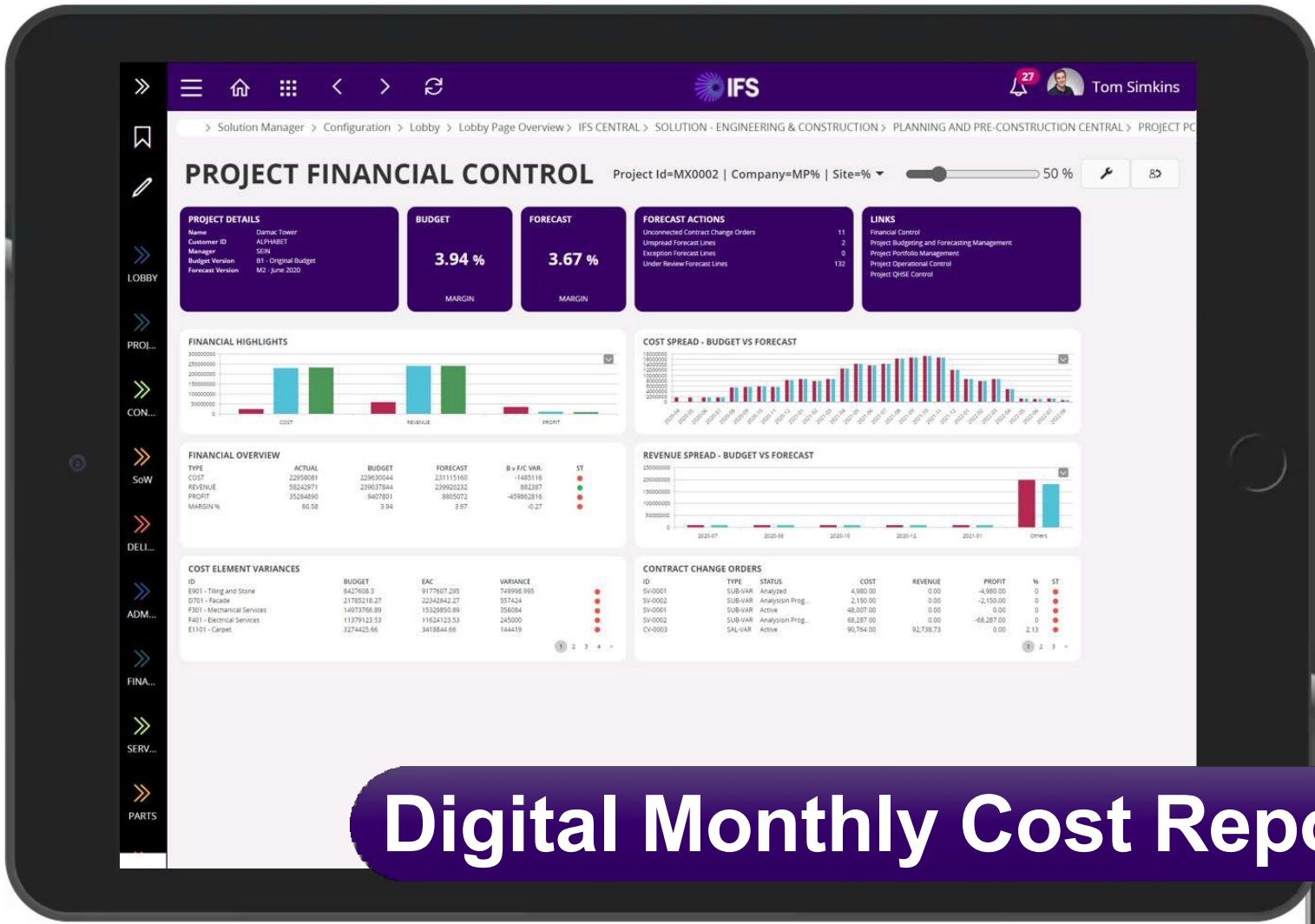
TYPE	ACTUAL	BUDGET	FORECAST	B v F/C VAR.	ST
COST	22958081	229630044	231115160	-1485116	●
REVENUE	58242971	239037844	239920232	882387	●
PROFIT	35284890	9407801	8805072	-459862816	●
MARGIN %	60.58	3.94	3.67	-0.27	●



COST ELEMENT VARIANCES

ID	BUDGET	ACTUAL	VAR	CV-0005	SAL-VAR	Active
E901 - Tiling and Stone	842760	842760	0			
D701 - Facade	217852	217852	0			
F301 - Mechanical Services	1497376	1497376	0			
F401 - Electrical Services	11379123	11379123	0			
E1101 - Carpet	3274425.66	3418844.08	144419			

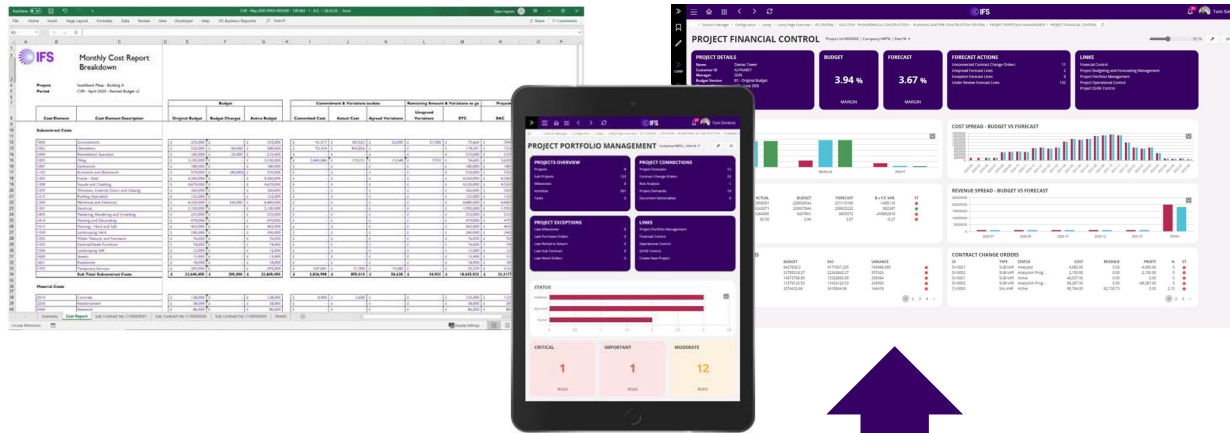
Financial Control Lobbies



Digital Monthly Cost Report

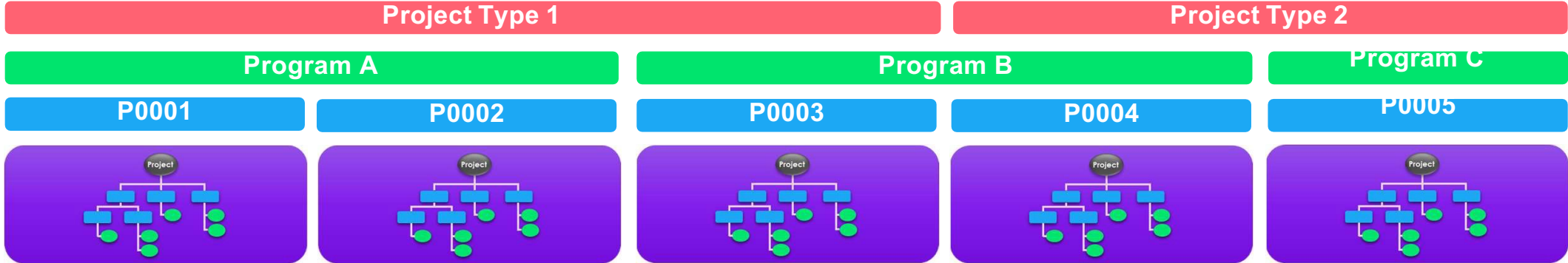
Project Portfolio Management

Consolidated Project Reporting



- Portfolio Analysis
- Historical Analysis
- Benchmarking

Reporting & Analysis



FINANCIAL CONTROL

100%

PROJECTS OVERVIEW

Projects	8
Sub Projects	123
Milestones	0
Activities	261
Tasks	0

BUDGET

11.96 %

MARGIN

FORECAST

11.28 %

MARGIN

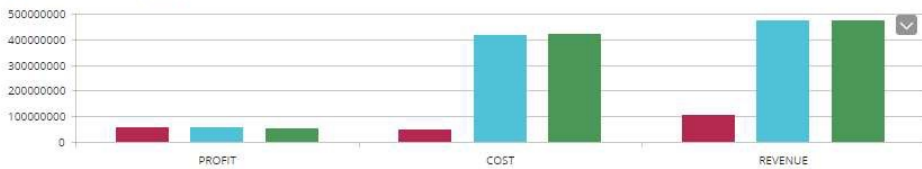
FORECAST ACTIONS

Unconnected Contract Change Orders	0
Unspread Forecast Lines	2
Exception Forecast Lines	0
Under Review Forecast Lines	132

LINKS

- Financial Control
- Project Budgeting and Forecasting Management
- Project Portfolio Management
- Operational Control
- QHSE Control

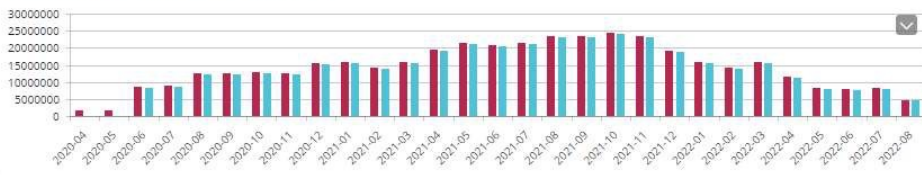
FINANCIAL HIGHLIGHTS



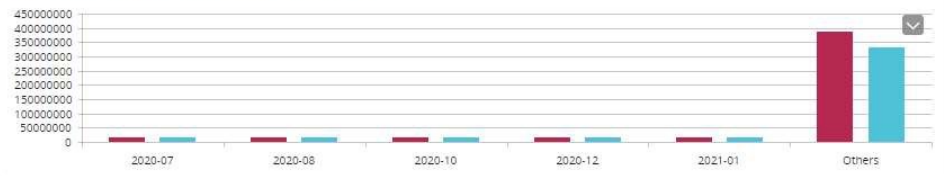
FINANCIAL OVERVIEW

TYPE	ACTUAL	BUDGET	FORECAST	VARIANCE
COST	46900334	417293157	421315581	-4022424
REVENUE	103559339	473985386	474867774	882387
PROFIT	56659005	56692230	53552193	-837726349
MARGIN %	135.57	24.07	22.72	-1.35

COST SPREAD - BUDGET VS FORECAST



REVENUE SPREAD - BUDGET VS FORECAST



COST ELEMENT VARIANCES

ID	Description	Variance
A701	Performance Bonds / Bank ...	2,000,000
E901	Tiling and Stone	42,000,000
D701	Facade	378,895,000
A2302	Hire - External	7,000,000
A2308	Crane Signage	450,000

FINANCIAL CONTROL SUMMARY

Item	Value
Infinity Resort	~4,000,000

Aggregated Reporting

FINANCIAL CONTROL

Company=53 | Site=530 | Project Id=M% | Status=% | Manager=% | Program Id=% | Category1 Id=% | Category2 Id=% | Financially Responsible=% | Customer=%

100%

PROJECTS OVERVIEW

Projects	8
Sub Projects	123
Milestones	0
Activities	261
Tasks	0

BUDGET

11.96

MARG

LINKS

- Financial Control
- Project Budgeting and Forecasting Management
- Project Portfolio Management
- Operational Control
- QHSE Control

Page Parameters

Company	53
Site	530
Project Id	M%
Status	%
Manager	%
Program Id	%
Category1 Id	%
Category2 Id	%
Financially Responsible	%
Customer	%

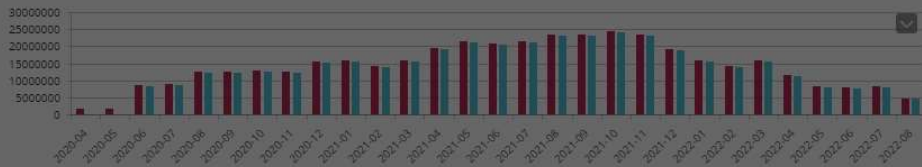
Apply Cancel

FINANCIAL HIGHLIGHTS

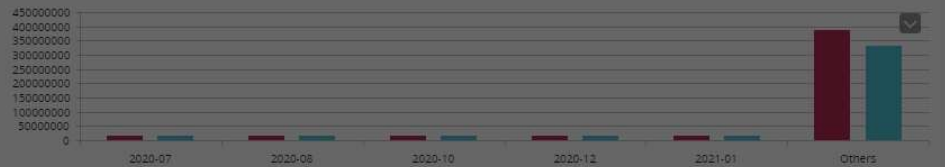


	BUDGET	FORECAST	VARIANCE
PROFIT	417293157	421315581	-4022424
MARGIN %	473985386	474867774	882387
	56692230	53552193	-837726349
	24.07	22.72	-1.35

COST SPREAD - BUDGET VS FORECAST



REVENUE SPREAD - BUDGET VS FORECAST

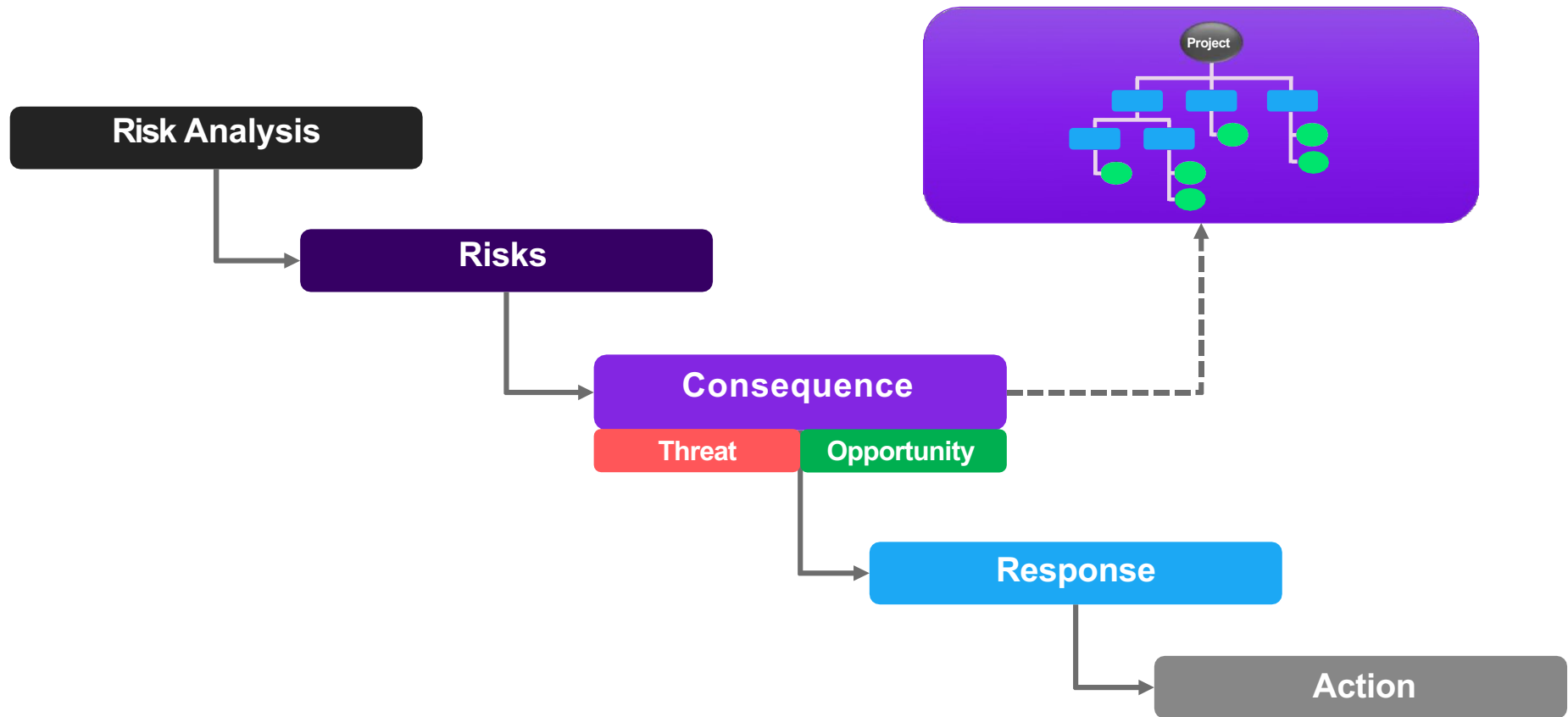


COST ELEMENT VARIANCES

ID	
A701 - Performance Bonds / Bank ...	
E901 - Tiling and Stone	
D701 - Facade	
A2302 - Hire - External	
A2308 - Crane Signage	

Parameter Driven Lobbies

Risk Management Concept



Risk Analysis

20 1 of 1

Waiting Analysis

+
✎
🗑️
📄
🔍
Status
Copy Risk Analysis
History Logging
Lobby - Risk Analysis

Risk Analysis ID	Revision	Company	Project	Risk Owner
20	7	MP-UK - MP-UK	MX0002 - Damac Tower	SEIN - Sean Ingram
Currency	Risk Cost Exposure	Opportunity Potential	Combined Exposure	Total Base Cost
GBP	25,249,741.00	67,632,857.00	-42,383,116.00	228,972,506.77
				Accounting Period
				2020-06

RISKS
ADDITIONAL INFORMATION
EXPOSURE PER REVISION
OBJECT CONNECTION

			Risk Category	Risk	Consequence Type	Consequence	Risk Cost Exposure	Opportunity Potential	Risk Assessment Level	Probability Percentage	Impact Level
<input checked="" type="checkbox"/>	<input type="checkbox"/>	:	532 - Cost	Brexit	Threat	Disruption to deliveries for Europe and potential delays to ...	7,071.00	0.00	Moderate	45 %	1 - Very Low
<input checked="" type="checkbox"/>	<input type="checkbox"/>	:	532 - Cost	Edge protection	Threat	Triple height panels with intermediate rails	1,660,714.00	0.00	Moderate	75 %	1 - Very Low
<input checked="" type="checkbox"/>	<input type="checkbox"/>	:	532 - Cost	Upstands to podium & terraces	Threat	Scope gap	167,143.00	0.00	Minor	30 %	1 - Very Low
<input checked="" type="checkbox"/>	<input type="checkbox"/>	:	532 - Cost	Upstands every fourth floor	Threat	Additional cost	141,714.00	0.00	Moderate	62 %	1 - Very Low
<input checked="" type="checkbox"/>	<input type="checkbox"/>	:	532 - Cost	Keltbray delays to the works	Threat	Additional cost. Potential delay to completion	1,992,857.00	0.00	Moderate	90 %	1 - Very Low
<input checked="" type="checkbox"/>	<input type="checkbox"/>	:	532 - Cost	EAI 017 apartment ventilation grilles	Threat	This has delayed design and a number of unit type design ...	675,000.00	0.00	Minor	27 %	1 - Very Low
<input checked="" type="checkbox"/>	<input type="checkbox"/>	:	532 - Cost	Accommodation overspend	Threat	Additional cost. Unsuitable accommodation	9,285,714.00	0.00	Important	100 %	2 - Low
<input checked="" type="checkbox"/>	<input type="checkbox"/>	:	532 - Cost	Out of hours working to accommodate Basement	Threat	Delay to works with smaller pours - Early engagement wit...	30,714.00	0.00	Moderate	100 %	1 - Very Low
<input checked="" type="checkbox"/>	<input type="checkbox"/>	:	532 - Cost	Façade Spandrel Panel							
<input checked="" type="checkbox"/>	<input type="checkbox"/>	:	532 - Cost	Building 2 - Façade C							
<input checked="" type="checkbox"/>	<input type="checkbox"/>	:	532 - Cost	Closure of Victoria Stre							
<input checked="" type="checkbox"/>	<input type="checkbox"/>	:	532 - Cost	Window Openings	Threat	Safety issue leading to apartment occupier having accident...	2,146,200.00	0.00	Moderate	42 %	1 - Very Low
<input checked="" type="checkbox"/>	<input type="checkbox"/>	:	532 - Cost	Affordable units window openings - overheating	Threat	Safety issue leading to apartment occupier having an accid...	1,291,429.00	0.00	Moderate	100 %	1 - Very Low

Risk & Opportunity Management

Supporting Processes



Finance

Solution Overview

INTEGRATED LEDGER

AUTOMATED TRANSACTIONS

PAYABLES & RECEIVABLES

MULTI-DIMENSIONAL COA

PRODUCT COSTING

FIXED ASSETS

TAX & COMPLIANCE

VAT & SALES TAX

CIS

DIGITAL TAX SUBMISSION

IFRS COMPLIANCE

LOCALISATIONS

MANAGEMENT ACCOUNTING

MULTI-CURRENCY

PROJECT CASH PLANNING

PARALLEL LEDGERS

PROJECT ACCOUNTING & REVENUE RECOGNITION

COST ALLOCATIONS

GROUP PERFORMANCE ANALYSIS

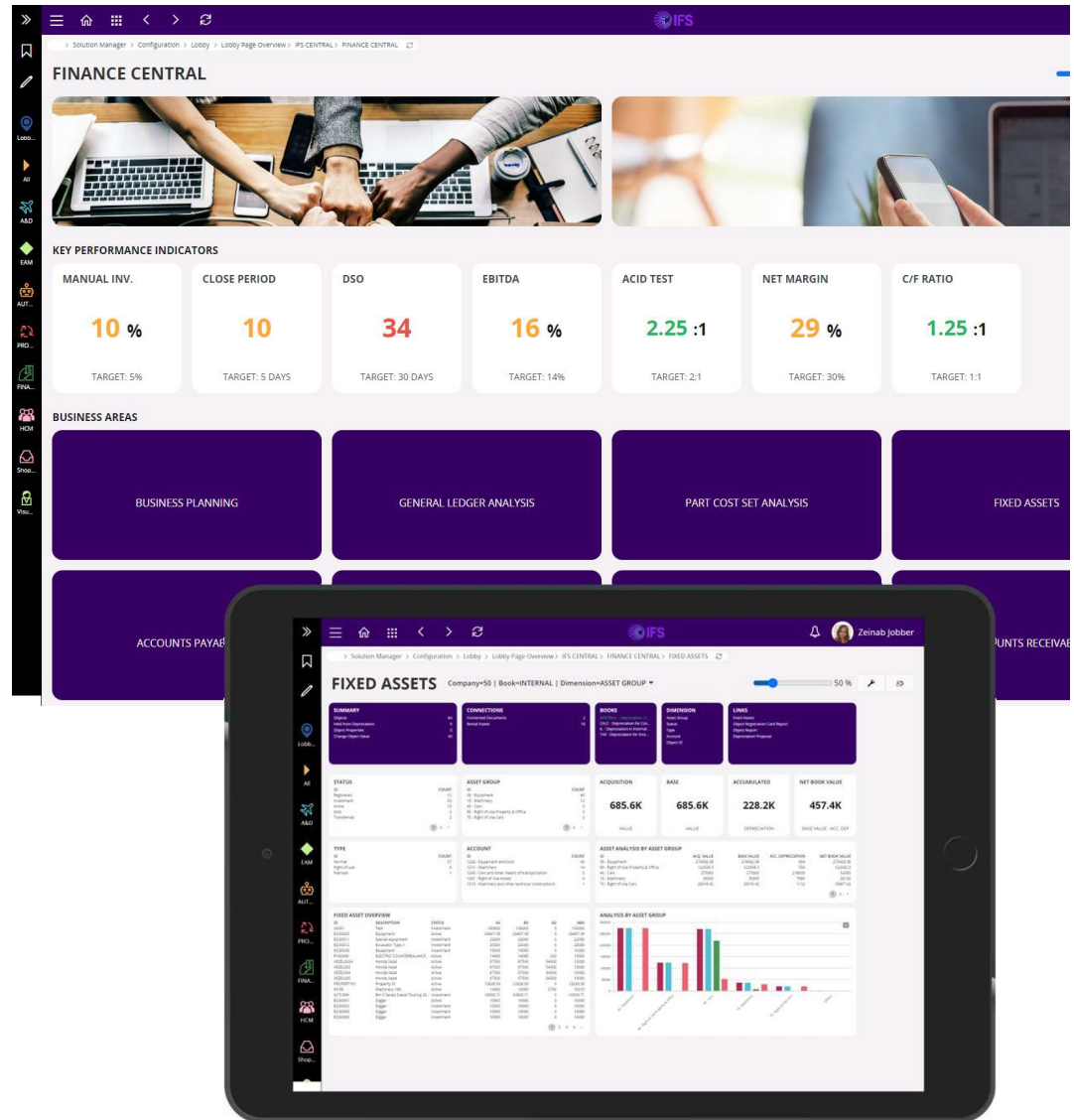
GROUP CONSOLIDATION

BUSINESS PLANNING

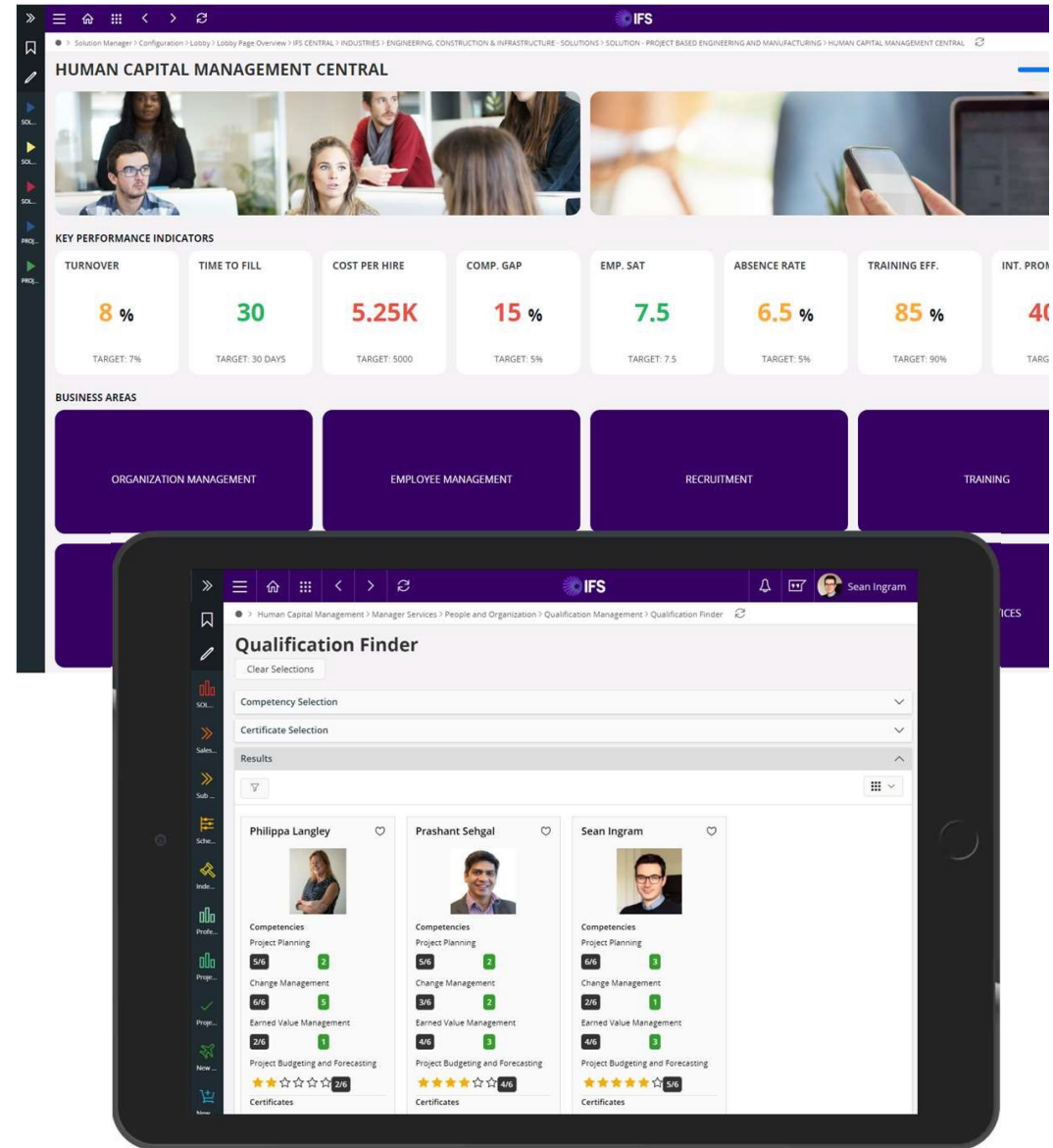
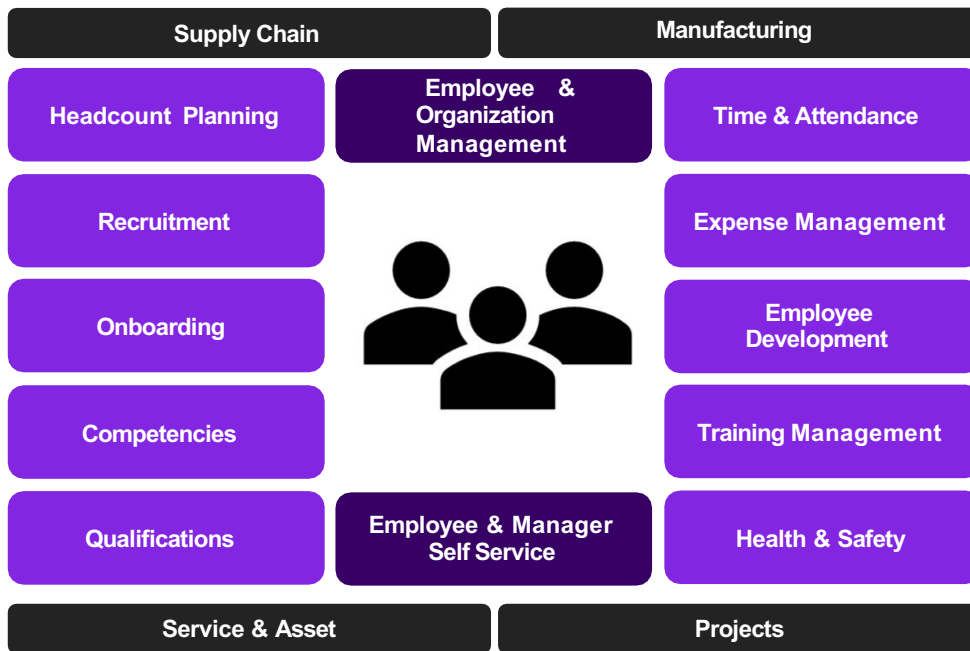
BUSINESS REPORTER

MULTI-COMPANY PROCESSES

CORPORATE ALLOCATIONS & JOURNALS



Human Capital Management Solution Overview

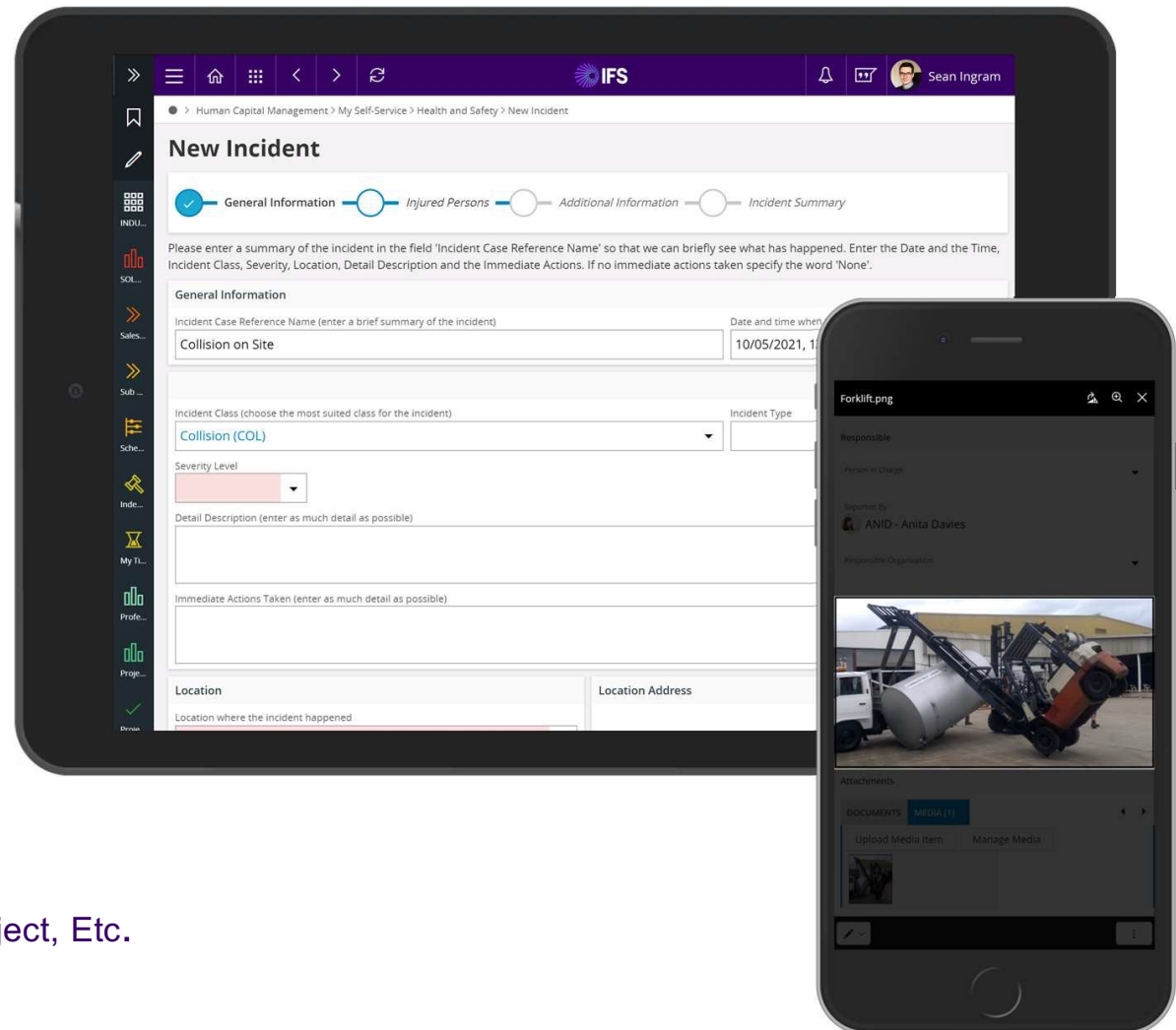


Health, Safety, Environment & Quality (HSEQ)



Health & Safety Incident Reporting

- **General Details**
- **Personnel Injuries And Illnesses**
- **Damages – To What**
- **Related Incident Cases**
- **Investigation - Findings**
- **Cause Analysis – Cause & Assessment**
- **Recommendations – Safety Actions**
- **Distribution List – Notify Actions**
- **Connected To (For Example):** Employee, Project, Etc.



HEALTH AND SAFETY - INCIDENT MANAGEMENT

Dimension=MONTH | Company=50 | Days=365

100%

INCIDENTS

20

DISTRIBUTION

7

LISTS

OBJECT

34

CONNECTIONS

RELATED

2

INCIDENTS

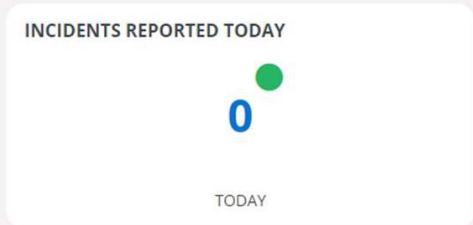
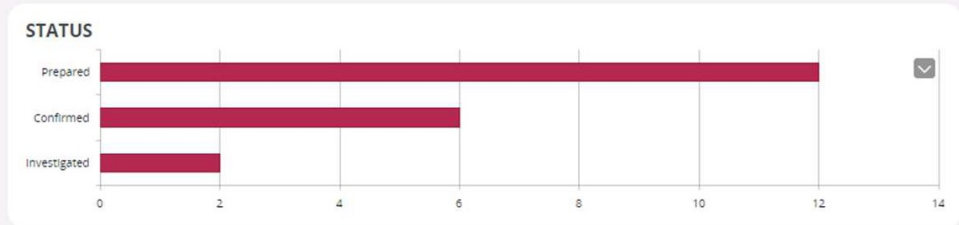
DIMENSIONS

- Period
- Incident Class
- Incident Type
- Severity
- Location
- Reportable to External Body

1 2 >

LINKS

- Incident Management
- Safety Management
- Risk Assessments
- Policy
- New Incident



CLASS

ID	INC.	DAYS SINCE	TD
Falling (FAL)	9	269	●
Collision (COL)	4	456	●
Vehicle Accident (VA)	1	541	●
Spillage (SPI)	3	903	●
Fire / Heat (FIH)	3	1121	●

TYPE

ID	INC.	DAYS SINCE	TD
Vehicle collision	4	456	●
Fall from a high object	3	540	●
Slip	3	903	●
Fall due to slipping	3	1022	●
Minor Burn	2	1121	●

SEVERITY

ID	INC.	DAYS SINCE	TD
Minor	16	269	●
Major	4	540	●

LOCATION

ID	INC.	DAYS SINCE	TD
WAREHOUSE-10	1	269	●
Road Location	3	456	●
Warehouse 201	1	903	●
WAREHOUSE	8	1022	●
OFFICE-10	2	1232	●



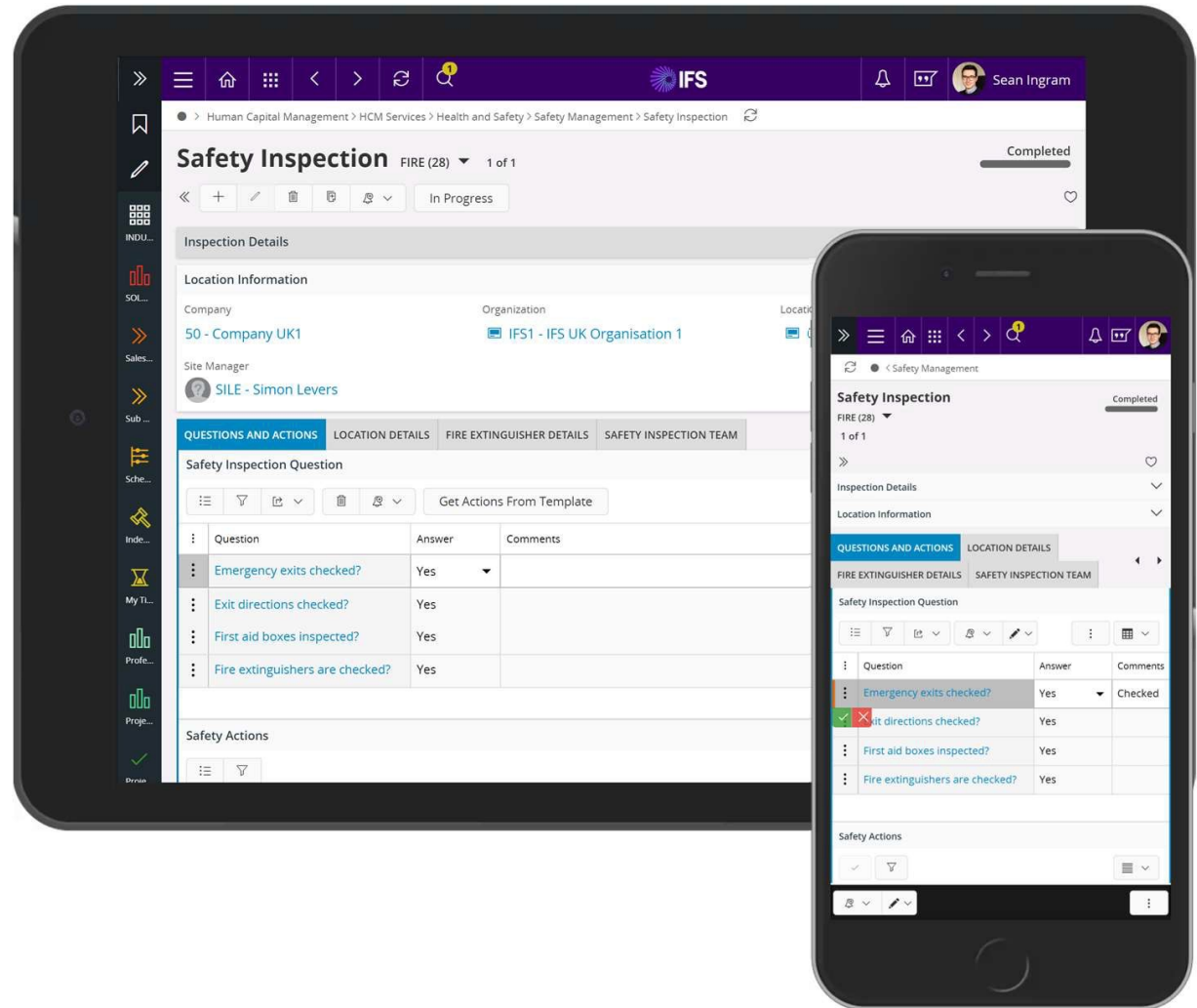
INCIDENT OVERVIEW

ID	NAME	DATE	CLASS	TYPE	SEVERITY	STATUS	DAYS SINCE	TD
80	Stepladder Fall	12/07/2021	Falling (FAL)		Minor	Prepared	269	●
68	Truck accident on F...	06/01/2021	Collision (COL)	Vehicle collision	Minor	Confirmed	456	●
66	Climbing Tower La...	14/10/2020	Falling (FAL)	Fall from a high obj...	Major	Investigated	540	●
65	Vehicle Incident	13/10/2020	Vehicle Accident (VA)		Major	Confirmed	541	●
58	Slip on Shop Floor	17/10/2019	Spillage (SPI)	Slip	Minor	Prepared	903	●
45	Slip in machining a...	20/06/2019	Falling (FAL)	Fall due to slipping	Minor	Prepared	1022	●
43	Oil spillage in factory	20/03/2019	Spillage (SPI)	Slip	Minor	Prepared	1114	●
42	Pit Lane Fire	13/03/2019	Fire / Heat (FIH)	Minor Burn	Minor	Confirmed	1121	●
41	Slip in Office	26/02/2019	Falling (FAL)	Fall due to slipping	Minor	Prepared	1136	●
39	Electrical burn fro...	12/02/2019	Fire / Heat (FIH)	Minor Burn	Minor	Prepared	1150	●
33	Fall in office	22/11/2018	Falling (FAL)	Fall from a high obj...	Minor	Prepared	1232	●
30	Slip in warehouse	12/11/2018	Spillage (SPI)	Slip	Minor	Confirmed	1242	●

Health & Safety

Safety Inspection

- Plan, Conduct and Record Actions
- Option to Define Safety Inspection Team
- Inspection Types & Templates
- Responsibilities
- View Fire Extinguisher Details
- Safety Questions
- Safety Actions

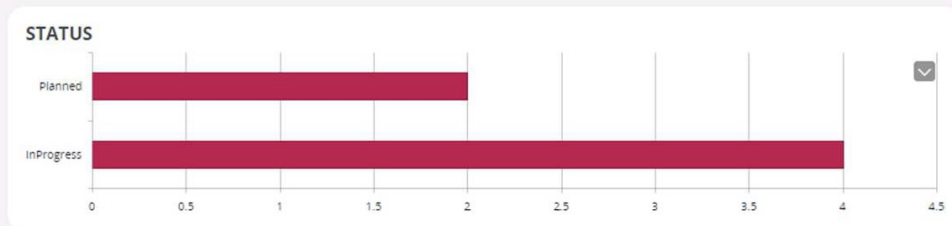


HEALTH AND SAFETY - SAFETY MANAGEMENT

Period=MONTH | Company=50

100%

SAFETY INSPECTIONS 6	LATE 6	SAFETY ACTIONS 10	LATE ACTIONS 10	MEMBERS 0	INSPECTION 0	LINKS Safety Management Incident Management Risk Assessments Policy
---------------------------------------	-------------------------	------------------------------------	----------------------------------	----------------------------	-------------------------------	--



TYPE

ID	SI	LATE
Safety	2	●
FIRE	4	●

TEMPLATE

ID	SI	LATE
Fire Audit	4	●
Safety Procedures - Basic	2	●



ORG CODE

ID	SI	LATE
N/A	5	●
IFS1	4	●

LOCATION

ID	SI	LATE
OFFICE	5	●
OFFICE-10	1	●

SITE MANAGER

ID	SI	LATE
CR/E	2	●
AN/D	2	●
N/A	1	●
SILE	1	●

INSPECTION GRADE

ID	SI	LATE
N/A	6	●

INSPECTION OVERVIEW

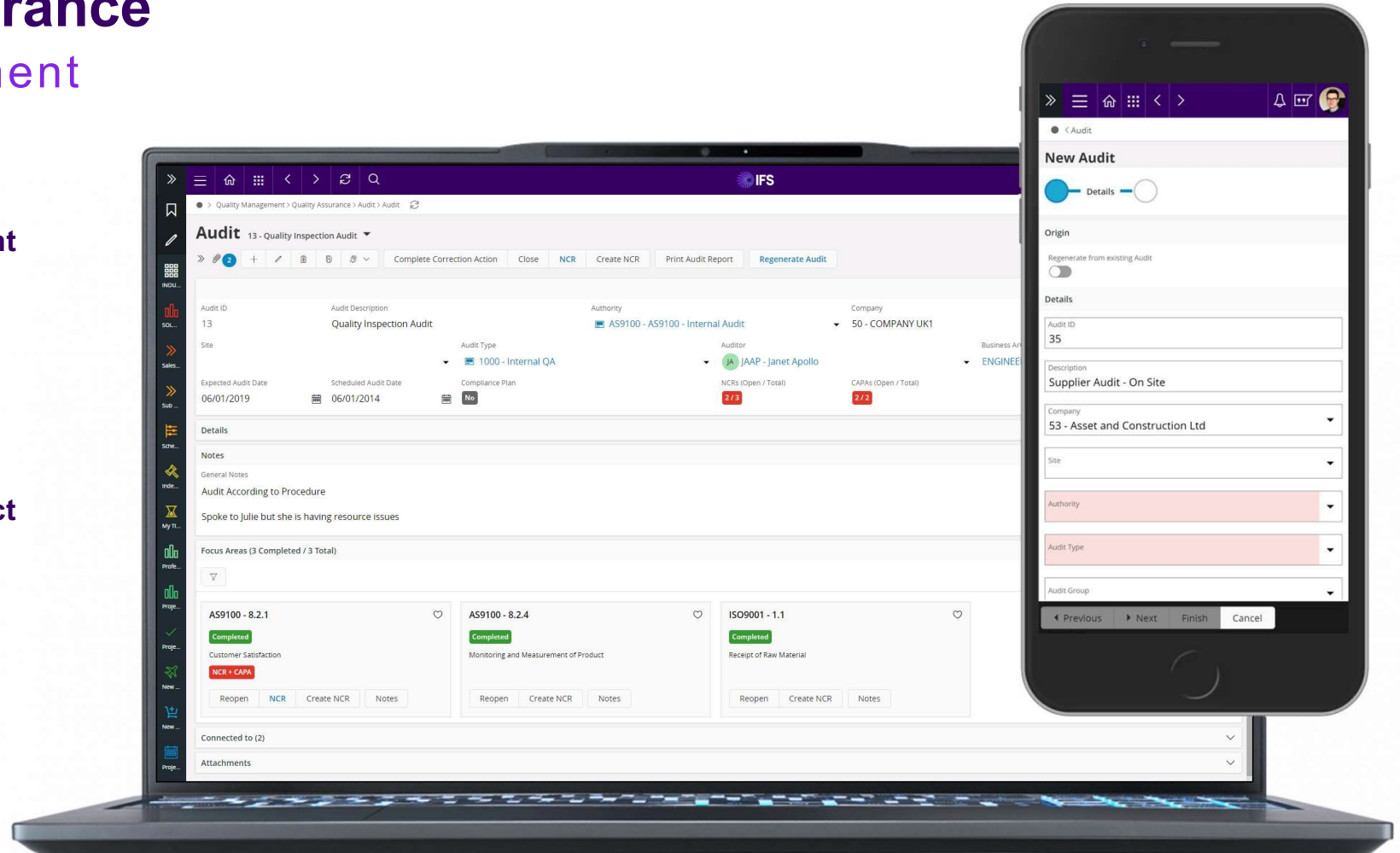
ID	TYPE	LOCATION	ORG CODE	PLANNED	ACTUAL	STATUS	LATE
----	------	----------	----------	---------	--------	--------	------

SAFETY ACTIONS OVERVIEW

ID	ACTION	TYPE	PERSON	TARGET	ACTUAL	STATUS	LATE
----	--------	------	--------	--------	--------	--------	------

Quality Assurance Audit Management

- Create Audit Assistant
- Audit Classification
- Actions and Dates
- Audit Reporting
- Connect to any Object
- Attachments
- Create NCRs
- CAPAs



AUDIT MANAGEMENT Company=50

100%

AUDITS

21

NCRS

17

NCR CORR/ACT

18

LATE

12

NCR CORR/ACT

CAPAS

11

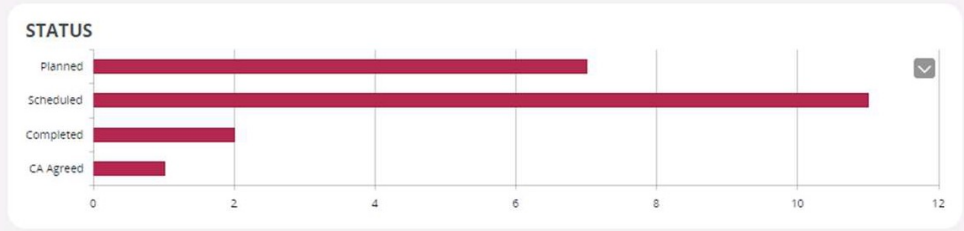
LATE

3

CAPAS

LINKS

- Audit Management
- Non-Conformance Report Management
- Corrective and Preventive Actions
- Create Compliance List
- Create Audit Assistant



AUTHORITY TYPE

ID	AUD	NCR	CAPA	LNCA	LCAP
1000 - Quality ...	19	16	10	●	●
1002 - Accredit...	2	1	1	●	●

SUMMARY

Compliance Plan Audits to be Created	17
Scheduled Audit Date Missing	5
Auditor Not Assigned	2
Planned Ready to Schedule	2
Connections	27

FOCUS

ID	AUD	NCR	CAPA	LNCA	LCAP
Internal	17	14	8	●	●
Supplier	4	3	3	●	●

AUDIT TYPE

ID	AUD	NCR	CAPA	LNCA	LCAP
1000 - Internal...	16	13	7	●	●
1004 - Existing...	3	3	3	●	●
1007 - Product...	1	1	1	●	●
1003 - Existing...	1			●	●

AUTHORITY ID

ID	AUD	NCR	CAPA	LNCA	LCAP
INTERNAL - Int...	14	9	4	●	●
AS9100 - AS91...	3	5	3	●	●
SUPPLIER - Su...	2	2	3	●	●
FDA - US FDA	2	1	1	●	●

REFERENCE STANDARDS

ID	REFS
AS9100	14
ISO/TS16949	47
ISO9001	22
OPCO	8
QM-515	15

AUDIT GROUP

ID	AUD	NCR	CAPA	LNCA	LCAP
INTERNAL - Int...	18	16	8	●	●
N/A	3	1	3	●	●

AUDITOR

ID	AUD	NCR	CAPA	LNCA	LCAP
MAWH	5	3	2	●	●
JAAP	5	6	3	●	●
KERI	3	2	1	●	●
PRSE	3	4	4	●	●
N/A	2			●	●

BUSINESS AREA

ID	AUD	NCR	CAPA	LNCA	LCAP
MANUF	8	7	5	●	●
PROCUREMENT	6	5	4	●	●
N/A	4	1		●	●
ENGINEERING	2	2	1	●	●
MAINTENANCE	1	2	1	●	●

CREATED BY

ID	AUD	NCR	CAPA	LNCA	LCAP
UK_DEMO11	5	4	2	●	●
PRSE	3	3	1	●	●
SILE	3	2	1	●	●
ANBO	2			●	●
JAGR	2	2	1	●	●

AUDIT OVERVIEW

ID	DESCRIPTION	STATUS	DATE	NCR	CA	CAPA	LNCA	LCAP
----	-------------	--------	------	-----	----	------	------	------

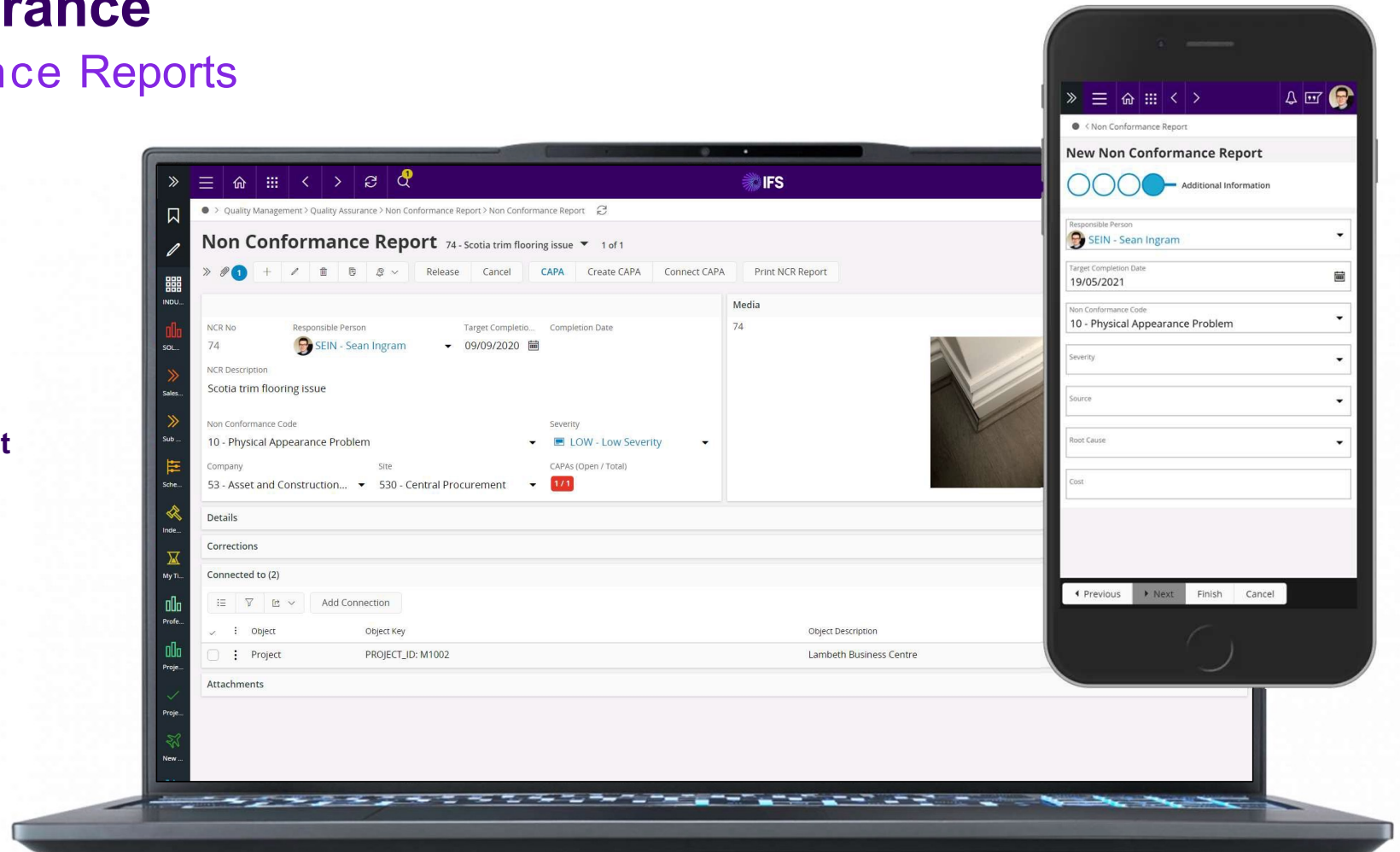
NCR OVERVIEW

ID	DESCRIPTION	STATUS	CA	ACA	CAP TAR DT.	LNCA	LCAP
----	-------------	--------	----	-----	-------------	------	------

Quality Assurance

Non Conformance Reports

- Create NCR assistant
- NCR Classification
- Actions and Dates
- Connect to any object
- Attachments
- CAPAs





Document Management

IFS

Project Management > Plan and Execute > Project Scope and Schedule > Project Monitoring

Connection Filter
 Connection Type ▾ Object Key ▾ Hide Zero Value

Project Monitoring

16

Definition Status ▾ Set Baseline Gantt Project Forecast ▾ Generate Unfinished Activity Work Items Financial Project History ▾

Project: V101 - Asset Performance Mgmt Implement Company: 63 - Engineering Services Base Currency: GBP - Pound Sterling Project Status: Started

Manager: SEIN - Sean Ingram Cost Progress: 0 % Hours Progress: 0 %

Project Dates

Activity Dates

COST REVENUE HOURS HISTORY HISTORY GRAPH ANALYSIS MARGIN CALCULATED

Cost Element	Estimated Cost	Planned Cost	Baseline Cost
(No data)			

Attachments

DOCUMENTS (1) APPROVAL PROCESS AUDIT (1) CORRECTIVE AND PREVENTIVE ACTIONS CONTRACT CHANGE O

Attach Existing Create New Create From Template Document Revisions Document

APM Implementation Project

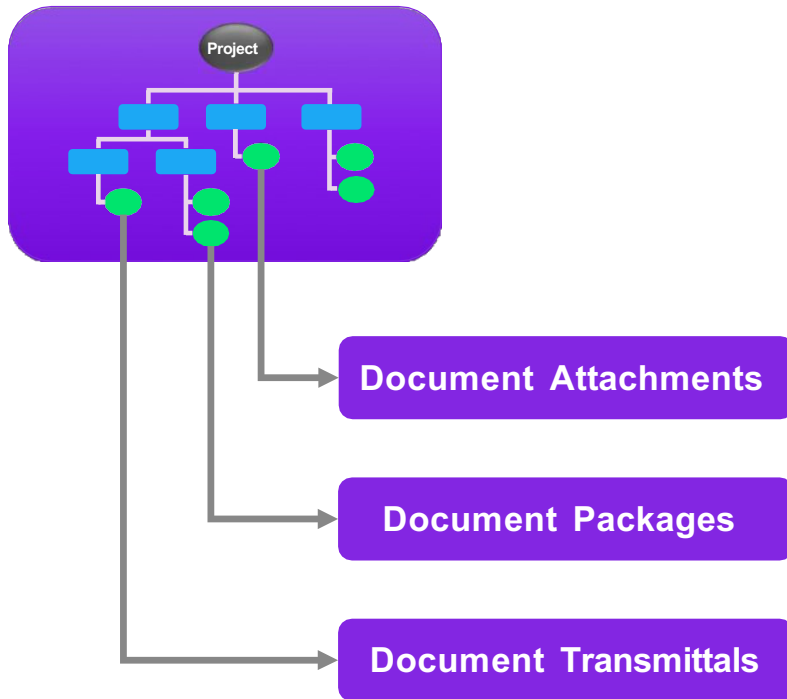
Document No: 1201837
 Revision: A1
 WORD07

Download Print Delete Edit

- ## Document Management
- Document Classification
 - Security
 - Revision Control
 - Approvals
 - Document Templates
 - Distribution
 - Transmittals
 - History
 - Document Packages
 - Document Inheritance
 - Folder Structures
 - Document Import

Project Documents

Document Management



DOCUMENT CONTROLLER MANAGEMENT Days=30 | Period=QUARTER

DOCUMENT STATUS	DOCUMENT ACTIONS	CONNECTIONS	LINKS
Preliminary: 1412	Checked Out Documents: 148	Document Approvals: 9	Document Management Controller: 231
Approval in Progress: 68	Late Documents: 1	Incoming Document Distributions: 226	Document Transmittal Management: 42
Approval Complete (to be approved): 24	No Object Connections: 330	Pending Document Distributions: 42	My Document Management: 22
Approved: 10	Package Documents Incomplete: 32	Document Templates: 22	Create Document Assistant: 22
Released in the Last X Days: 10		Document Folders: 22	Create Documents: 22

DOCUMENT STATUS

DOCUMENT CLASS

RESPONSIBLE PERSON

DOCUMENTS CREATED BY QUAR

DOCUMENT OVERVIEW

TITLE	STATUS	DT/CR	F/S	L/D	D/C
LOPP-1202272-1-A1	test2	Preliminary	31/03/2022		
LOPP-1202271-1-A1	test gate 3	Preliminary	31/03/2022		
LOPP-1202270-1-A1	PPT Macro - Takes Values from ...	Preliminary	31/03/2022		
1202269-1-A1	50A	Review/Revise	31/03/2022		
1202268-1-A1					
1202266-1-A1					
1202265-1-A3					
1202264-1-A1					
1202259-1-A1					
1202258-1-A1					
1202257-1-A1					
DICE-1202256					

Create Document Assistant

Document Information

Drop file to attach, or Browse...

Basic Information

Document Cl: PROJ-1... Title: Lambeth Project Plan Format: [dropdown]

Additional Information

Document Number: [input]

Document Sheet: 1

Document Revision: A1

Language Code: en

Structure: [toggle] Restricted Access: [toggle]

Previous Next Finish Cancel

Project Document Control

- Revision Control
- Project Access
- Project Numbering
- Project Transmittal Log
- Document Package Progress Tracking
- Project Document Templates

Other Capabilities




Industry Solution Capabilities

IFS Cloud



SOLUTION - FACILITIES MANAGEMENT

100% [Zoom slider]

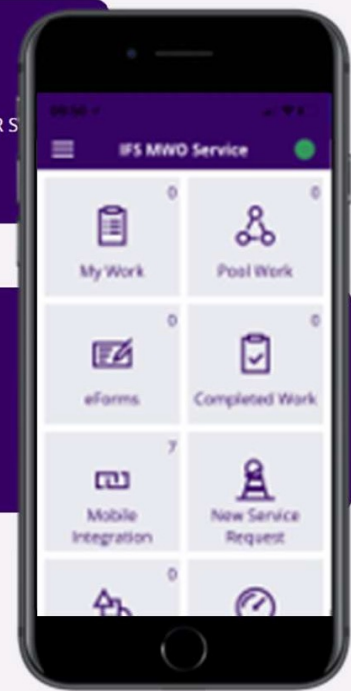


BUSINESS PROCESS

SALES & MARKETING	ORDER MANAGEMENT	SCHEDULING	SERVICE DELIVERY	ANALYZE AND OPTIMIZE	REPAIR CENTER	CUSTOMER S
-------------------	------------------	------------	------------------	----------------------	---------------	------------

SUPPORTING PROCESSES

PROJECT MANAGEMENT	SUPPLY CHAIN	HUMAN CAPITAL MANAGEMENT	
--------------------	--------------	--------------------------	--



- SOL_
- SOL_
- SOL_
- PROJ_
- PROJ_
- Power...

RENTAL CENTRAL

100%



KEY PERFORMANCE INDICATORS

<p>ASSET UTIL.</p> <p>71 %</p> <p>TARGET: 75%</p>	<p>ON HIRE</p> <p>75 %</p> <p>TARGET: 80%</p>	<p>ASSET PROFIT</p> <p>40 %</p> <p>TARGET: 40%</p>	<p>MAINT. COST</p> <p>1.5 :1</p> <p>TARGET: 1:1</p>
--	--	---	--

BUSINESS AREAS

RENTAL MANAGEMENT	RENTAL AVAILABILITY
CROSS-RENT ORDERS	CUSTOMER ORDER MANAGEMENT

IFS

Rental Workbench

Apply Filter | Clear Filter

Filter Values | Rental Status

Rental Type | Planned Return Date Interval

Rental No. ; Rental Type :

Rental No.	Rental Type	Part Description	Quantity	UoM	Planned Rental Start Date	Planned Rental Start Time
1	Purchase Order	21 m Cherry Picker	1	EA	14/09/2018	00:00
8	Purchase Order	7m Telehandler	1	EA	01/02/2019	00:00
10	Purchase Order	7m Telehandler	1	EA	01/02/2019	00:00
15	Customer Order	Cabin Hire	2	EA	15/04/2019	00:00
39	Project	21 m Cherry Picker	1		01/08/2019	08:00
42	Purchase Order	21 m Cherry Picker	1	EA	01/08/2019	08:00
40	Project	7m Telehandler	1		08/08/2019	08:00
134	Project	HPPE Fusion Welder	1		18/09/2020	00:00
16	Customer Order	Cabin Hire	2	EA	18/10/2020	00:00
150	Customer Order	Hire 2 Wau Lights 20 Bay	1	EA	16/11/2020	00:00

SOLUTION - OFFSITE / MODULAR CONSTRUCTION

100% [Zoom slider]



BUSINESS PROCESS

CRM	CONTRACT MANAGEMENT	PROJECT MANAGEMENT	ENGINEERING	PROCUREMENT	MANUFACTURING	DISTRIBUTION	CONSTRUCTION AND EXECUTION
-----	---------------------	--------------------	-------------	-------------	---------------	--------------	----------------------------

SUPPORTING PROCESSES

MAINTENANCE	QUALITY MANAGEMENT	FINANCIALS	HUMAN CAPITAL MANAGEMENT
-------------	--------------------	------------	--------------------------



SOL_

SOL_

SOL_

SOL_

PROJ_

PROJ_

PROJ_

PROJ_

PROJ_

PROJ_

PROJ_

PROJ_

PROJ_

PROJ_

PROJ_

PROJ_

PROJ_

PROJ_

PROJ_

PROJ_

PROJ_

PROJ_

PROJ_

PROJ_

PROJ_

PROJ_

PROJ_

PROJ_

PROJ_

PROJ_

PROJ_

PROJ_

PROJ_

PROJ_

PROJ_

PROJ_

PROJ_

Thank you!

#MOMENTOFSERVICE

